

LOCATION - 545 / 46 Baywater Drive, Wentworth Point, 2027

Apartment addition & alteration

545 / 46 Baywater Drive,
Wentworth Point, 2027
NSW Australia

Room List

Level	Name	Area
Level 5	Dining	22 m ²
Level 5	Kitchen	15 m ²
Level 5	Laundry	7 m ²
Level 5	Living	28 m ²
Level 5	Study	16 m ²
Level 5	Toilet	6 m ²
Level 6	Bathroom	5 m ²
Level 6	Ensuite	8 m ²
Level 6	Masterbed 1	22 m ²
Level 6	Masterbed 2	14 m ²
Level 6	Walk in Robe	12 m ²

Drawing List

Sheet Number	View Name	Scale Value
A01	Level 5 Proposed Plan	50
A02	Level 5 Proposed RCP	50
A03	Level 6 Proposed Plan	50
A04	Level 6 Proposed RCP	50
A04	Ceiling Detail 2 - Staircase and ceiling junction	5
A04	Ceiling detail 1 - Wall and ceiling junction	5
A05	Level 5 Proposed Furniture Plan	50
A06	Level 6 Proposed Furniture Plan	50
A07	Section 1	50
A07	Section 2	50
A08	Section 4	50
A08	Section 3	50
A09	Section 5	50
A10	North Elevation	50
A11	East Elevation	50
A12	Stair Upper Plan	20
A12	Staircase Isometric	20
A12	Stair Lower Plan	20
A13	Stair Elevation 1	20
A13	Stair Elevation 2	20
A14	Stair Section 1	20
A14	Stair Section of Junction w/ floor Structure 2	5
A14	Stair Section of Junction w/floor structure 1	5
A15	Handrail Detail Elevation 1	5
A15	Handrail Elevation Detail 2	5
A15	Balustrade Detail Elevation	2
A16	Walk in robe section 1	20
A16	Walk in robe detail floor plan	20
A17	Walk in robe elevation 2	20
A17	Walk in robe elevation 1	20
A17	Walk in robe elevation 3	20
A18	Ensuite Detail Plan	20
A18	Ensuite Elevation 1	20
A18	Ensuite Elevation 4	20
A18	Ensuite Elevation 3	20
A18	Ensuite Elevation 2	20
A19	Ensuite Section 1	20
A19	Ensuite vanity cabinet detail section	5
A19	Ensuite shaving cabinet detail section	5
A19	Ensuite vanity cabinet wall junction	2
A20	Ensuite Floor Tile Plan	20
A20	Ensuite Tile Elevation 1	20
A20	Ensuite Tile Elevation 2	20
A20	Ensuite Tile Elevation 3	20
A20	Ensuite Tile Elevation 4	20
A21	Kitchen Detail Plan	20
A22	Kitchen Elevation 1	20
A22	Kitchen Elevation 2	20
A22	Kitchen elevation 3	20
A23	Kitchen Section	20
A23	Kitchen benchtop detail	2
A23	Kitchen island lower detail	2
A23	Kitchen handle joinery detail	2
A24	Typical wall & floor detail section (dry/wet)	5
A24	Typical wall & ceiling detail section-(dry/wet)	5
A25	Louvre detail plan	10
A25	Louvre detail section	10
A25	Louvre detail elevation	10
A26	Bi-fold section	10
A26	Bi-fold plan	10
A27	Bi-fold external elevation	10
A28	Flush Door Plan	10
A28	Flush door section	10
A28	Flush door elevation	10

LEGEND

GRAPHIC SYMBOLS	
	Existing Walls
	Surrounding Tenancies
	Concrete Slab
	Stone
	Insulation
	MDF
	Glass
	Tile
	Steel
	Plasterboard
	GPO
	Timber Stud Structure
	Membrane
	Fibre Cement

WALL TYPES	
	Dry-Dry Wall - Timber Stud 50x100mm with 13mm PB on either side
	Dry-Wet Wall - Timber Stud 50x100mm with 13 PB on one side and 13mm fibre cement, 2mm glue and 10mm tile on the other side
	Wet-Wet Wall - Timber Stud 50x100mm with 13mm fibre cement, 2mm glue and 10mm tile on the other side
	Timber Stud 50x100mm with 13mm fibre cement, 2mm glue and 10mm tile on the other side
	13mm Fibre cement, 2mm glue and 10mm tile on the existing wall
	Plasterboard wall

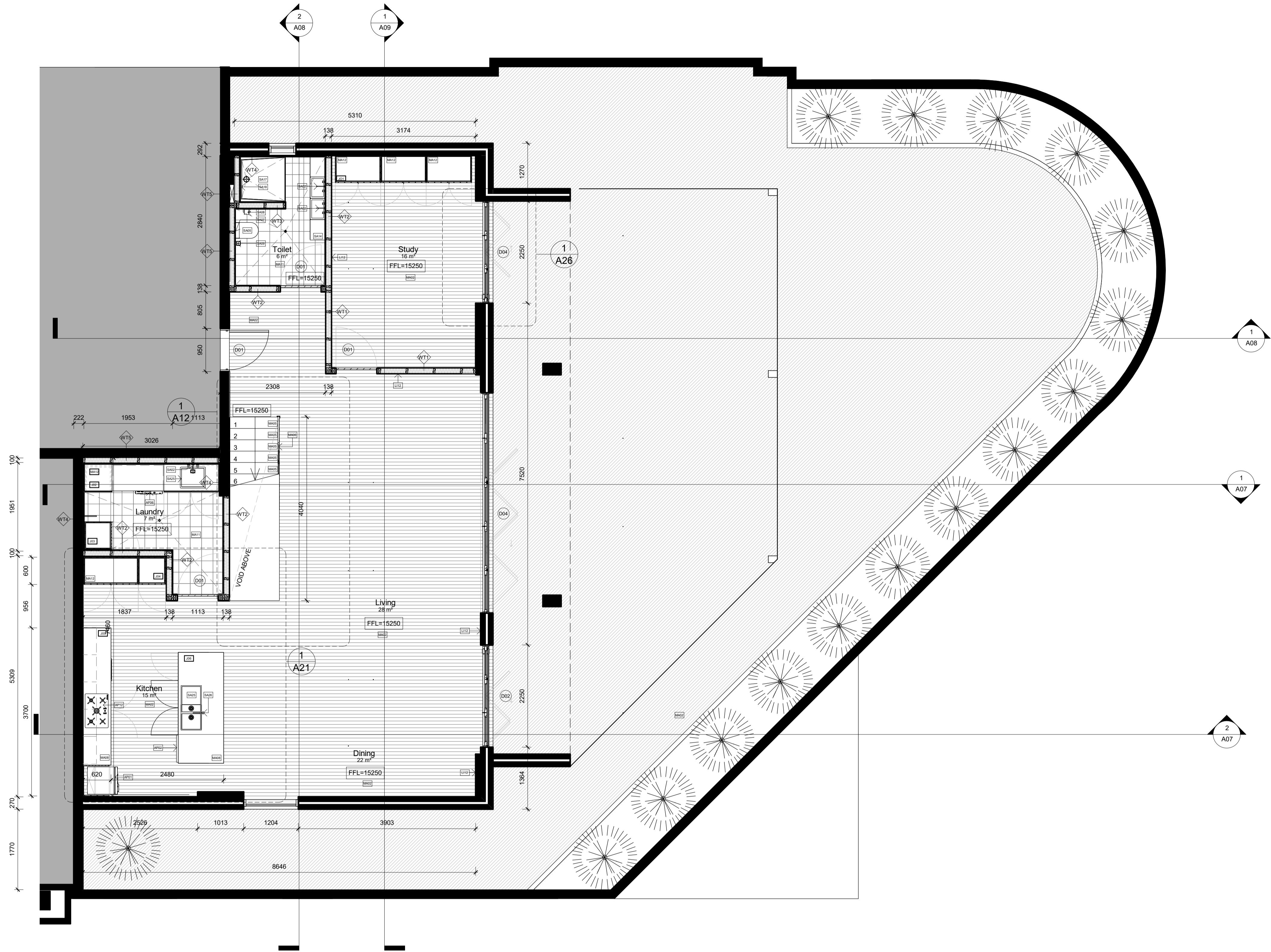
DOOR AND WINDOW TYPES	
	Easyscreen Altair Win Powerouvre Stronghold by Breezeway 2200x2000mm
	Fiamuro Flush Door by Garfil 2400x900mm
	E2 bi-fold Door by Centor 2200mmx2600mm
	E2 bi-fold Door by Centor 4850mmx2600mm

ABBREVIATIONS	
ADJ	Adjustable
AP	Appliances
AR	Architrave
BT	Benchtop
DWR	Drawer
AC	Air Conditioner
CCS	Check On Site
EQ	Equipment
FC	Fibre cement
FCL	Finished Ceiling Level
FFL	Finished Floor Level
FU	Furniture
FXD	Fixed Shelving
GPO	General Power Outlet
KB	Kitchenboard
LI	Lighting
MDF	Medium Density Fibreboard
OS	Open Shelving
PS	Partry
PB	Plasterboard
POLY	Polyurethane Finish
SB	Skirtingboard
SKB	Skirtingboard
SS	Stainless Steel
JO	Joinery

Key Value	Keynote Text
AP01	50's Retro Style Aesthetic Fridge by Smeg
AP02	Fully Integrated Dishwasher by Smeg
AP05	Recycle Wall Mounted Rangehood Mini OM by Elica
AP06	7kg Washing Machine by Miele
AP12	Smeg Cooktop
EQ08	iMac Desktop by Apple
EQ09	iMac keyboard and Mouse by Apple
EQ10	Kenwood Toaster
FU04	Aluminium Bed Soft by MDF Italia
FU09	Benson Coffee Table by Minotti
FU12	Charlie 3 Seater Sofa by Jordan
FU15	Low Table Kyo by Jordan
FU18	Flow Chair by MDF Italia
FU20	Armchair Clarissa by Moroso
FU23	Lucia Knights Bridge Coffee Table
FU25	Millie Upright Armless Chair
FU26	Ketta Brita Daybed
FU27	Outdoor Altara Coffee Table
FU28	Ketta Mala Armchair
FU29	Ketta ZigZag Fire pit
FU30	Ketta Mesh Sofa
L20	
LI01	Mask Desk lamp by Moooi
LI02	Amis de Jean Pendant by Ligne Roset
LI03	Mama Floor Lamp by Ligne Roset
LI08	Wall Mounted Light Polence by Vitra
LI10	Abalis Table Lamp by Piretti
LI12	Double GPO Linea by HPM
MA02	Oak Timber Flooring
MA03	Ceiling Finish Timber
MA05	Solid Polished Timber Oak
MA06	Toughened Glass
MA08	Carrara Marble Benchtop
MA09	Mirror
MA11	Di Lorenzo Floor Finish Tile
MA12	Timber Veneer Joinery
MA13	Stone
MA14	Brass Metal for joinery handles
MA15	Terrace white paint SW by Dulux
MA16	Di Lorenzo Industrial wall tile
MA17	Di Lorenzo E-Street Naturale Sand Finish
MA18	Steel Stair Balustrade
MA19	Finished rvene lammax wardrobe
MA20	Ensuite Solid Oak Timber
SA02	Basin Mixer Axon by Mill
SA03	Bottle Trap by Mizu
SA05	Toilet Wall Hung Zero50 by Roger Seller
SA07	Button Plate by Hideaway
SA08	Paper Holder Glance by Mill
SA09	Toilet Brush Holder Glance by Mill
SA10	Wall Soap Dispenser Glance by Mill
SA13	Apalio counter basin
SA14	Mizu wall hung vanity
SA17	Shower Tray by Posh Bristol
SA18	Shower Mixer Axon by Mill
SA20	Heated Towel Rail by Kado
SA22	Paper Bin by Decor
SA23	Freestanding Bath by Kado
SA24	Floor Bath Mixer Axon by Mill
SA25	Laundry Tub Centinox by Franke
SA26	Tap Planer Swivel Spout by Franke

Revisions	Client	True North	Project	Drawing Title	Scale	Drawing No	Issue
No Date Description Ver. App'd	Marion & Will Baker		Billy Blue College of Design 46-52 Mountain Street, Ultimo, NSW 2007, Australia +61 (0)2 9999 9999	Cover Page	N/A	A00	A
A 15/05/2019 CONSTRUCTION DRAWINGS xx App'd			545/46 Baywater Drive, Wentworth Point, NSW, 2127 Project number 19.001	CONSTRUCTION DRAWINGS NOT FOR CONSTRUCTION	Date	15/05/2019	Drawn by RM
Do not scale drawings. Use figured dimensions only. Check and verify levels and dimensions on site prior to commencement of any work, the preparation of drawings or the fabrication of components. This drawing is copyright and can not be reproduced without written consent.		BILLY BLUE COLLEGE OF DESIGN TORRENS UNIVERSITY AUSTRALIA LAUREATE INTERNATIONAL UNIVERSITIES					

15/05/2019 5:39:36 PM



1 Level 5 Proposed Plan
1 : 50

LEGEND

GRAPHIC SYMBOLS

	Existing Walls		Tile
	Surrounding Tenancies		Steel
	Concrete Slab		Plasterboard
	Stone		GPO
	Insulation		Timber Stud Structure
	MDF		Membrane
	Glass		Fibre Cement

WALL TYPES

	WT1	Dry-Dry Wall - Timber Stud 50x100mm with 13mm PB on either side
	WT2	Dry-Wet Wall - Timber Stud 50x100mm with 13 PB on one side and 13mm fibre cement, 2mm glue and 10mm tile on the other side
	WT3	Wet-Wet Wall - Timber Stud 50x100mm with 13mm fibre cement, 2mm glue and 10mm tile on other side
	WT4	Timber Stud 50x100mm with 13mm fibre cement, 2mm glue and 10mm tile on the other side
	WT5	13mm Fibre cement, 2mm glue and 10mm tile on the existing wall
	WT6	Plasterboard wall

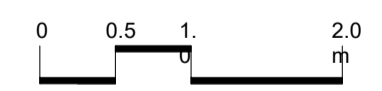
DOOR AND WINDOW TYPES

	W01	Easyclean Altar Win Powerouvre Stronghold by Breaceway 220x200mm
	D01	Filmuro Flush Door by Garfil 2400x900mm
	D02	E2 bi-fold Door by Centor 2200mmx2600mm
	D03	E2 bi-fold Door by Centor 4850mmx2600mm

ABBREVIATIONS

ADJ	Adjustable	KB	Kickboard
AP	Appliances	LI	Lighting
AR	Archwork	MDF	Medium Density Fibreboard
BS	Benchtop	OS	Open Shaving
DWR	Drawer	P	Partly
AC	Air Conditioner	PB	Plasterboard
CDS	Check On Site	POLY	Polyurethane Finish
EQ	Equipment	SB	Spashback
EQ	Equipment	SB	Spashback
FC	Fibrement	SB	Skirtingboard
FCL	Finished Ceiling Level	SL	Showerline
FFL	Finished Floor Level	SS	Stainless Steel
FU	Furniture	JO	Joinery
FZO	Fixed Shaving		
GPO	General Power Outlet		

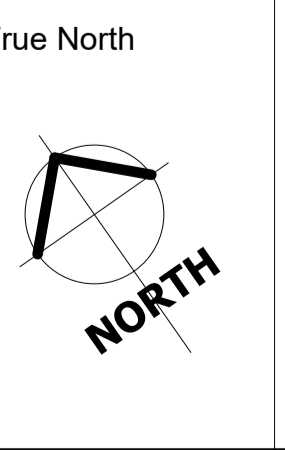
Key Value	Keystone Text
AP01	50's Retro Style Aesthetic Fridge by Smeg
AP02	Fully Integrated Dishwasher by Smeg
AP05	Recycle Wall Mounted Rangehood Mini OM by Elica
AP06	7kg Washing Machine by Miele
AP12	Smeg Cooktop
EQ08	iMac Desktop by Apple
EQ09	iMac keyboard and Mouse by Apple
EQ10	Kenwood Toaster
FU04	Aluminium Bed Sofa by MDF Italia
FU09	Benson Coffee Table by Minotti
FU12	Charlie 3 Seater Sofa by Jordan
FU15	Low Table Kyo by Jordan
FU18	Flow Chair by MDF Italia
FU20	Armchair Classics by Moroso
FU23	Lucia Knights Bridge Coffee Table
FU25	Mille Upright Armless Chair
FU26	Ketta Brita Daybed
FU27	Outdoor Altara Coffee Table
FU28	Ketta Mala Armchair
FU29	Ketta ZigZag Fire pit
FU30	Ketta Mesh Sofa
L20	
LI01	Mask Desk lamp by Moooi
LI02	Amis de Jean Pendant by Ligne Roset
LI03	Mama Floor Lamp by Ligne Roset
LI08	Wall Mounted Light Polence by Vitra
LI10	Abalis Table Lamp by Piretti
LI12	Double GPO Linea by HPM
MA02	Oak Timber Flooring
MA03	Ceiling Finish Timber
MA05	Solid Polished Timber Oak
MA06	Toughened Glass
MA08	Carrara Marble Benchtop
MA09	Mirror
MA11	Di Lorenzo Floor Finish Tile
MA12	Timber Vaneer Joinery
MA13	Stone
MA14	Brass Metal for joinery handles
MA15	Terrace white paint SW by Dulux
MA16	Di Lorenzo Industrial wall tile
MA17	Di Lorenzo E-Street Naturale Sand Finish
MA18	Steel Stair Balustrade
MA19	Finished rvene lammax wardrobe
MA20	Ensuite Solid Oak Timber
SA02	Basin Mixer Axon by Mill
SA03	Bottle Trap by Mizu
SA05	Toilet Wall Hung Zero50 by Roger Seller
SA07	Button Plate by Hideaway
SA08	Paper Holder Glance by Mill
SA09	Toilet Brush Holder Glance by Mill
SA10	Wall Soap Dispenser Glance by Mill
SA13	Apalis counter basin
SA14	Mizu wall hung vanity
SA17	Shower Tray by Posh Bristol
SA18	Shower Mixer Axon by Mill
SA20	Heated Towel Rail by Kado
SA22	Paper Bin by Decor
SA23	Freestanding Bath by Kado
SA24	Floor Bath Mixer Axon by Mill
SA25	Laundry Tub Centinox by Franke
SA26	Tap Planer Swivel Spout by Franke



Revisions	Description	Ver. App'd
No Date		
A 15/05/2019	CONSTRUCTION DRAWINGS	xx App'd

Do not scale drawings. Use figured dimensions only. Check and verify levels and dimensions on site prior to commencement of any work, the preparation of drawings or the fabrication of components. This drawing is copyright and can not be reproduced without written consent.

Client
Marion & Will Baker



Billy Blue College of Design
46-52 Mountain Street, Ultimo, NSW 2007, Australia
+61 (0)2 9999 9999

BILLY BLUE COLLEGE OF DESIGN

TORRENS UNIVERSITY AUSTRALIA

LAUREATE INTERNATIONAL UNIVERSITIES

Project
IDR304A Assessment Brief 2

545/46 Baywater Drive,
Wentworth Point, NSW, 2127

Project number
19.001

Drawing Title
Level 5 Proposed Plan

Drawing Status
CONSTRUCTION DRAWINGS NOT FOR CONSTRUCTION

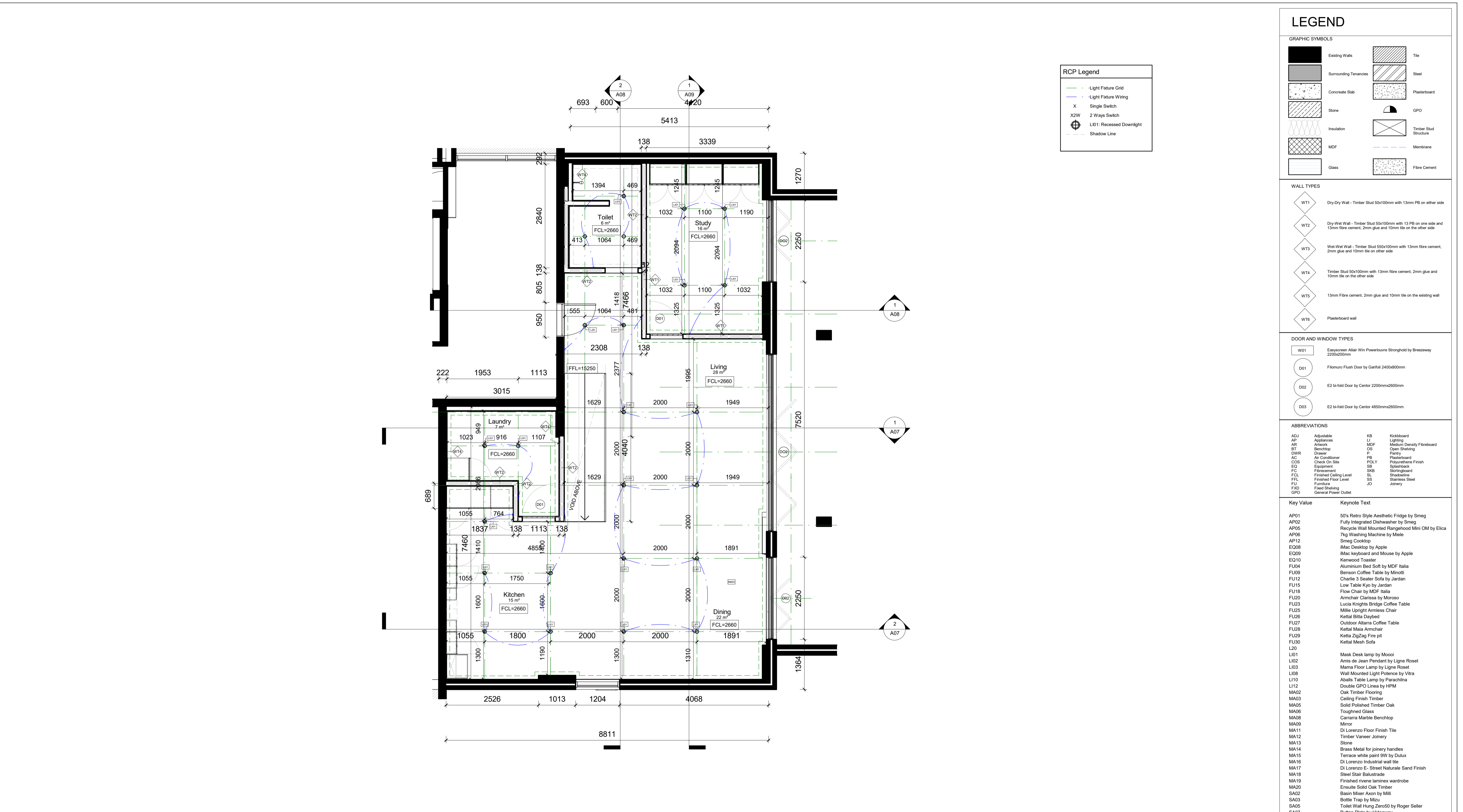
Scale
1:50

Drawing No
A01

Issue
A

Date
15/05/2019

Drawn by
RM



RCP Legend

- Light Fixture Grid
- Light Fixture Wiring
- X Single Switch
- XZW 2 Ways Switch
- ⊕ L01: Recessed Downlight
- Shadow Line

LEGEND

GRAPHIC SYMBOLS

- Existing Walls
- Surrounding Tenancies
- Concrete Slab
- Stone
- Insulation
- MDF
- Glass
- Tile
- Steel
- Plasterboard
- GPO
- Timber Stud Structure
- Membrane
- Fibre Cement

WALL TYPES

- WT1 Dry-Dry Wall - Timber Stud 50x100mm with 13mm PB on either side
- WT2 Dry-Wet Wall - Timber Stud 50x100mm with 13 PB on one side and 13mm fibre cement, 2mm glue and 10mm tile on the other side
- WT3 Wet-Wet Wall - Timber Stud 50x100mm with 13mm fibre cement, 2mm glue and 10mm tile on other side
- WT4 Timber Stud 50x100mm with 13mm fibre cement, 2mm glue and 10mm tile on the other side
- WT5 13mm Fibre cement, 2mm glue and 10mm tile on the existing wall
- WT6 Plasterboard wall

DOOR AND WINDOW TYPES

- W01 EasyScreen Altair Win Powerouvre Stronghold by Brecozey 2200x2000mm
- D01 Flammus Flush Door by Garfalk 2400x900mm
- D02 E2 bi-fold Door by Centor 2200mmx2600mm
- D03 E2 bi-fold Door by Centor 4850mmx2600mm

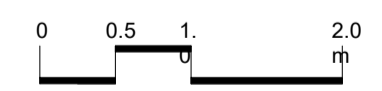
ABBREVIATIONS

ADJ	Adjustable	KB	Kickboard
AP	Appliance	LI	Lighting
AR	Archwork	MDF	Medium Density Fibreboard
BT	Benchtop	OS	Open Shelving
DWR	Drawer	P	Partly
AC	Air Conditioner	PB	Plasterboard
COS	Check On Site	POLY	Polyurethane Finish
EQ	Equipment	SB	Skirtingboard
FC	Fabricment	SKB	Skirtingboard
FCL	Finished Ceiling Level	SL	Shelving
FLL	Finished Floor Level	SS	Stainless Steel
FU	Furniture	JO	Joinery
FXD	Fixed Driveway		
GPO	General Power Outlet		

Key Value

Key Value	Keynote Text
AP01	50's Retro Style Aesthetic Fridge by Smeg
AP02	Fully Integrated Dishwasher by Smeg
AP05	Recycle Wall Mounted Rangehood Mini OM by Elica
AP06	7kg Washing Machine by Miele
AP12	Smeg Cooktop
EQ08	iMac Desktop by Apple
EQ09	iMac keyboard and Mouse by Apple
EQ10	Kenwood Toaster
FU04	Aluminium Bed Soft by MDF Italia
FU09	Benson Coffee Table by Minotti
FU12	Charlie 3 Seater Sofa by Jordan
FU15	Low Table Kyo by Jordan
FU18	Flow Chair by MDF Italia
FU20	Armchair Classics by Moroso
FU23	Lucia Knights Bridge Coffee Table
FU25	Mille Upright Armless Chair
FU26	Ketta Brita Daybed
FU27	Outdoor Altara Coffee Table
FU28	Ketta Mala Armchair
FU29	Ketta ZigZag Fire pit
FU30	Ketta Mesh Sofa
L20	
L01	Mask Desk lamp by Moooi
L02	Amis de Jean Pendant by Ligne Roset
L03	Mama Floor Lamp by Ligne Roset
L08	Wall Mounted Light Poleance by Vitra
L10	Abatis Table Lamp by Pirechiana
L12	Double GPO Linea by HPM
MA02	Oak Timber Flooring
MA03	Ceiling Finish Timber
MA05	Solid Polished Timber Oak
MA06	Toughened Glass
MA08	Carrara Marble Benchtop
MA09	Mirror
MA11	Di Lorenzo Floor Finish Tile
MA12	Timber Vaneer Joinery
MA13	Stone
MA14	Brass Metal for joinery handles
MA15	Terrace white paint SW by Dulux
MA16	Di Lorenzo Industrial wall tile
MA17	Di Lorenzo E-Street Naturale Sand Finish
MA18	Steel Stair Balustrade
MA19	Finished rvene lammax wardrobe
MA20	Ensuite Solid Oak Timber
SA02	Basin Mixer Axon by Mill
SA03	Bottle Trap by Mizu
SA05	Toilet Wall Hung Zero50 by Roger Seller
SA07	Button Plate by Hideaway
SA08	Paper Holder Glance by Mill
SA09	Toilet Brush Holder Glance by Mill
SA10	Wall Soap Dispenser Glance by Mill
SA13	Apale counter basin
SA14	Mizu wall hung vanity
SA17	Shower Tray by Posh Bristol
SA18	Shower Mixer Axon by Mill
SA20	Heated Towel Rail by Kado
SA22	Paper Bin by Decor
SA23	Freestanding Bath by Kado
SA24	Floor Bath Mixer Axon by Mill
SA25	Laundry Tub Centinox by Franke
SA26	Tap Planer Swivel Spout by Franke

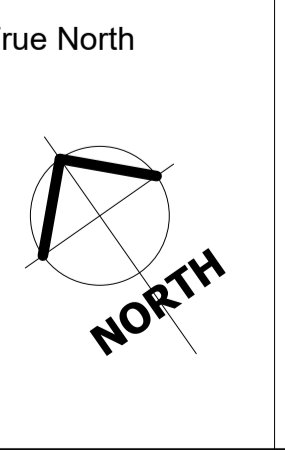
1 Level 5 Proposed RCP
1:50



Revisions	Description	Ver. App'd
No Date		
A 15/05/2019	CONSTRUCTION DRAWINGS	xx App'd

Do not scale drawings. Use figured dimensions only. Check and verify levels and dimensions on site prior to commencement of any work, the preparation of drawings or the fabrication of components. This drawing is copyright and can not be reproduced without written consent.

Client
Marion & Will Baker

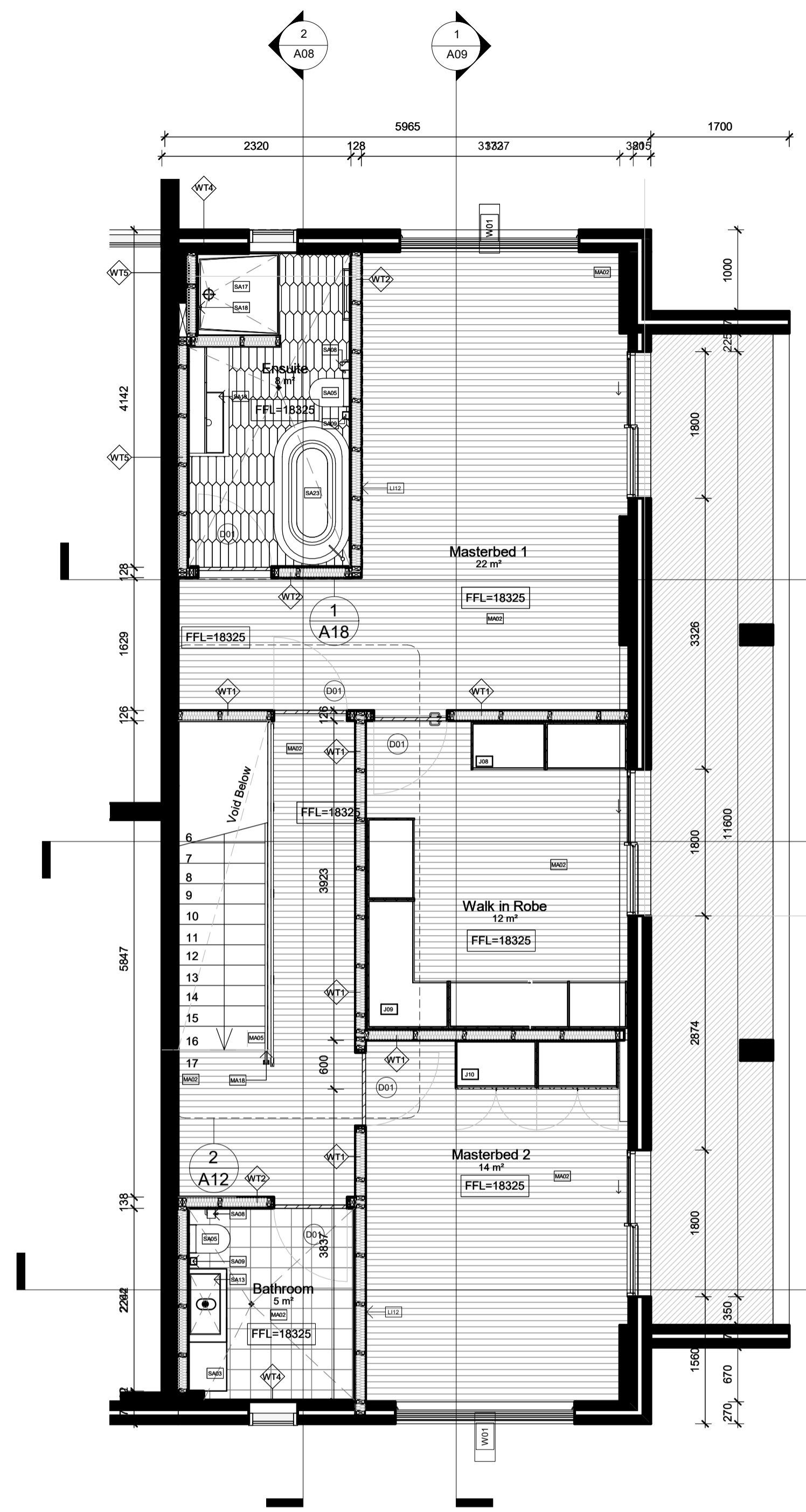


True North
Billy Blue College of Design
46-52 Mountain Street, Ultimo, NSW 2007, Australia
+61 (0)2 9999 9999
BILLY BLUE COLLEGE OF DESIGN
TORRENS UNIVERSITY AUSTRALIA
LAUREATE INTERNATIONAL UNIVERSITIES

Project
IDR304A Assessment Brief 2
545/46 Baywater Drive,
Wentworth Point, NSW, 2127
Project number
19.001

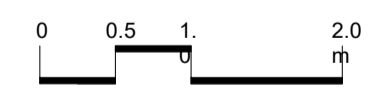
Drawing Title
Level 5 Proposed RCP
Drawing Status
CONSTRUCTION DRAWINGS NOT FOR CONSTRUCTION

Scale
1:50
Drawing No
A02
Issue
A
Date
15/05/2019
Drawn by
RM



1 Level 6 Proposed Plan
1:50


LEGEND			
GRAPHIC SYMBOLS			
	Existing Walls		
	Surrounding Tenancies		
	Concrete Slab		
	Stone		
	Insulation		
	MDF		
	Glass		
	Tile		
	Steel		
	Plasterboard		
	GPO		
	Timber Stud Structure		
	Membrane		
	Fibre Cement		
WALL TYPES			
	Dry-Dry Wall - Timber Stud 50x100mm with 13mm PB on either side		
	Dry-Wet Wall - Timber Stud 50x100mm with 13 PB on one side and 13mm fibre cement, 2mm glue and 10mm tile on the other side		
	Wet-Wet Wall - Timber Stud 50x100mm with 13mm fibre cement, 2mm glue and 10mm tile on other side		
	Timber Stud 50x100mm with 13mm fibre cement, 2mm glue and 10mm tile on the other side		
	13mm Fibre cement, 2mm glue and 10mm tile on the existing wall		
	Plasterboard wall		
DOOR AND WINDOW TYPES			
	Easyclosec Altar Win Powerloue Stronghold by Breezeway 2200x2000mm		
	Filmuro Flush Door by Garfoli 2400x900mm		
	E2 bi-fold Door by Centor 2200mmx2600mm		
	E2 bi-fold Door by Centor 4850mmx2600mm		
ABBREVIATIONS			
ADJ	Adjustable	KB	Kickboard
AP	Appliances	LI	Lighting
AR	Archwork	MDF	Medium Density Fibreboard
BT	Benchtop	OS	Open Shaving
DWR	Drawer	P	Parity
AC	Air Conditioner	PB	Plasterboard
COS	Check On Site	POLY	Polyurethane Finish
EQ	Equipment	SB	Spineback
FC	Fibre cement	SKB	Skirtingboard
FCL	Finished Ceiling Level	SL	Shadowline
FFL	Finished Floor Level	SS	Stainless Steel
FU	Furniture	JO	Joinery
FSD	Fixed Shaving		
GPO	General Power Outlet		
Key Value		Keynote Text	
AP01	50's Retro Style Aesthetic Fridge by Smeg	AP02	Fully Integrated Dishwasher by Smeg
AP05	Recycle Wall Mounted Rangehood Mini OM by Elica	AP06	7kg Washing Machine by Miele
AP12	Smeg Cooktop	EQ08	iMac Desktop by Apple
EQ09	iMac keyboard and Mouse by Apple	EQ10	Kenwood Toaster
FU04	Aluminium Bed Soft by MDF Italia	FU09	Benson Coffee Table by Minotti
FU12	Charlie 3 Seater Sofa by Jordan	FU15	Low Table Kyo by Jordan
FU18	Flow Chair by MDF Italia	FU20	Armchair Clarissa by Moroso
FU23	Lucia Knights Bridge Coffee Table	FU25	Milke Upright Armless Chair
FU26	Kettal Brita Daybed	FU27	Outdoor Altara Coffee Table
FU28	Kettal Mala Armchair	FU29	Ketta ZigZag Fire pit
FU30	Kettal Mesh Sofa	L20	Mask Desk lamp by Moooi
LI01	Amis de Jean Pendant by Ligne Roset	LI02	Mama Floor Lamp by Ligne Roset
LI03	Wall Mounted Light Polence by Vitra	LI08	Abatis Table Lamp by Piretti
LI10	Double GPO Linea by HPM	MA02	Oak Timber Flooring
MA03	Ceiling Finish Timber	MA05	Solid Polished Timber Oak
MA06	Toughened Glass	MA08	Carrara Marble Benchtop
MA09	Mirror	MA11	Di Lorenzo Floor Finish Tile
MA12	Timber Vaneer Joinery	MA13	Stone
MA14	Brass Metal for joinery handles	MA15	Terrace white paint SW by Dulux
MA16	Di Lorenzo Industrial wall tile	MA17	Di Lorenzo E-Street Naturale Sand Finish
MA18	Steel Stair Balustrade	MA19	Finished rvene lammax wardrobe
MA20	Ensuite Solid Oak Timber	SA02	Basin Mixer Axon by Mill
SA03	Bottle Trap by Mizu	SA05	Toilet Wall Hung Zero50 by Roger Seller
SA07	Button Plate by Hideaway	SA08	Paper Holder Glance by Mill
SA09	Toilet Brush Holder Glance by Mill	SA10	Wall Soap Dispenser Glance by Mill
SA13	Apalis counter basin	SA14	Mizu wall hung vanity
SA17	Shower Tray by Posh Bristol	SA18	Shower Mixer Axon by Mill
SA20	Heated Towel Rail by Kado	SA22	Paper Bin by Decor
SA23	Freestanding Bath by Kado	SA24	Floor Bath Mixer Axon by Mill
SA25	Laundry Tub Centinox by Franke	SA26	Tap Planer Swivel Spout by Franke



Revisions	Description	Ver. App'd
No Date		
A 15/05/2019	CONSTRUCTION DRAWINGS	xx App'd

Do not scale drawings. Use figured dimensions only. Check and verify levels and dimensions on site prior to commencement of any work, the preparation of drawings or the fabrication of components.
This drawing is copyright and can not be reproduced without written consent.

Client
Marion & Will Baker



Billy Blue College of Design
46-52 Mountain Street, Ultimo, NSW 2007, Australia
+61 (0)2 9999 9999

BILLY BLUE
COLLEGE OF DESIGN

TORRENS UNIVERSITY AUSTRALIA

LAUREATE INTERNATIONAL UNIVERSITIES

Project
IDR304A Assessment Brief 2

545/46 Baywater Drive,
Wentworth Point, NSW, 2127

Project number
19.001

Drawing Title
Level 6 Proposed Plan

Drawing Status
**CONSTRUCTION DRAWINGS
NOT FOR CONSTRUCTION**

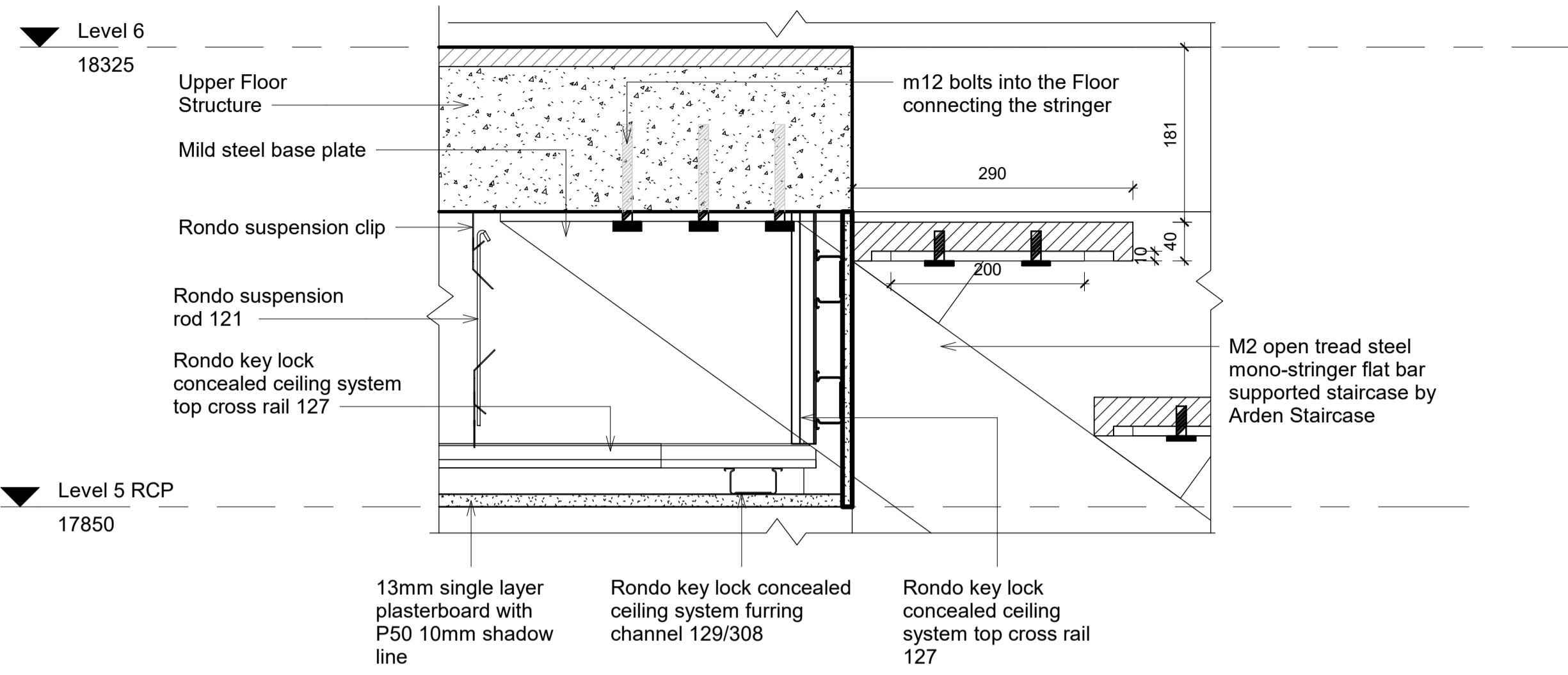
Scale
1:50

Drawing No
A03

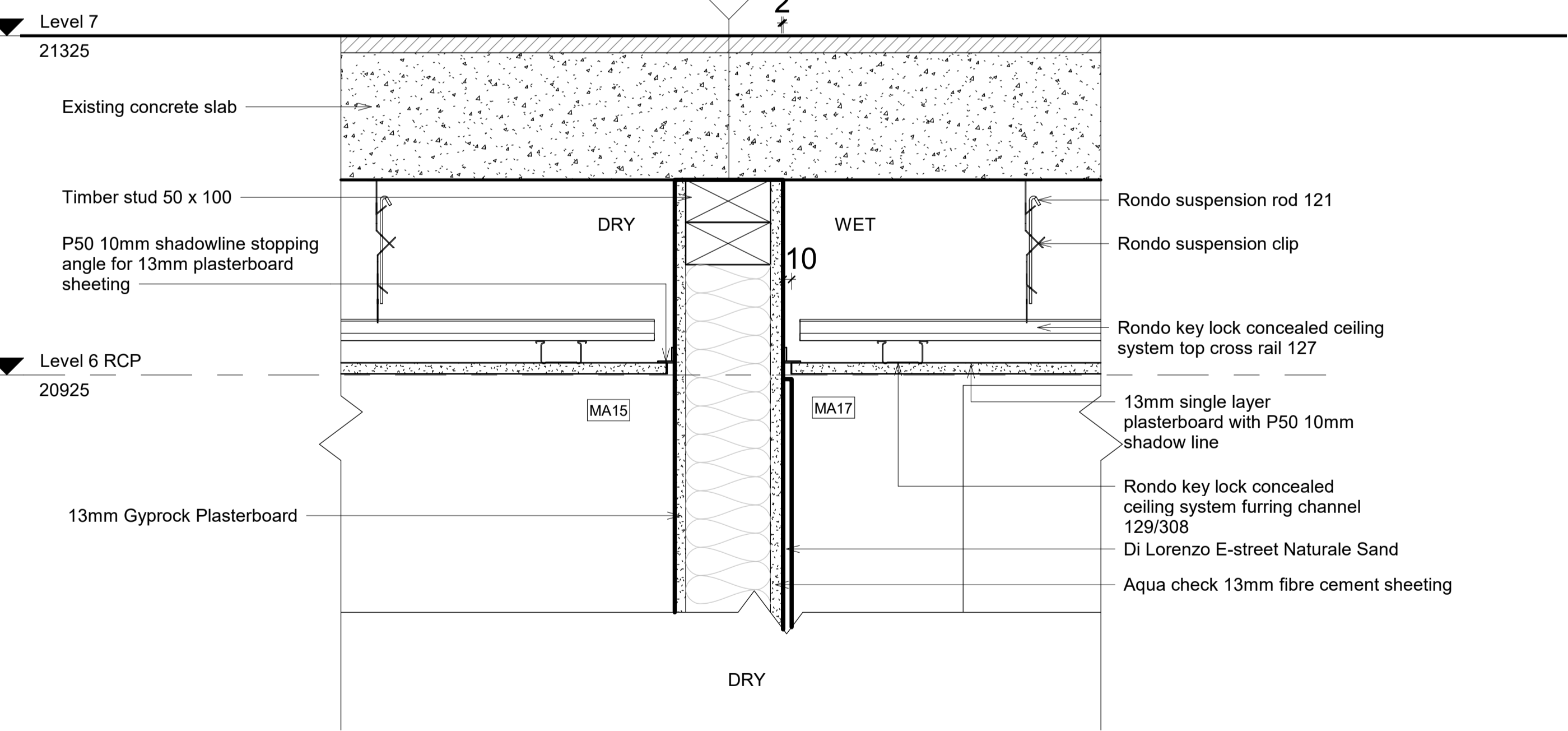
Issue
A

Date
15/05/2019

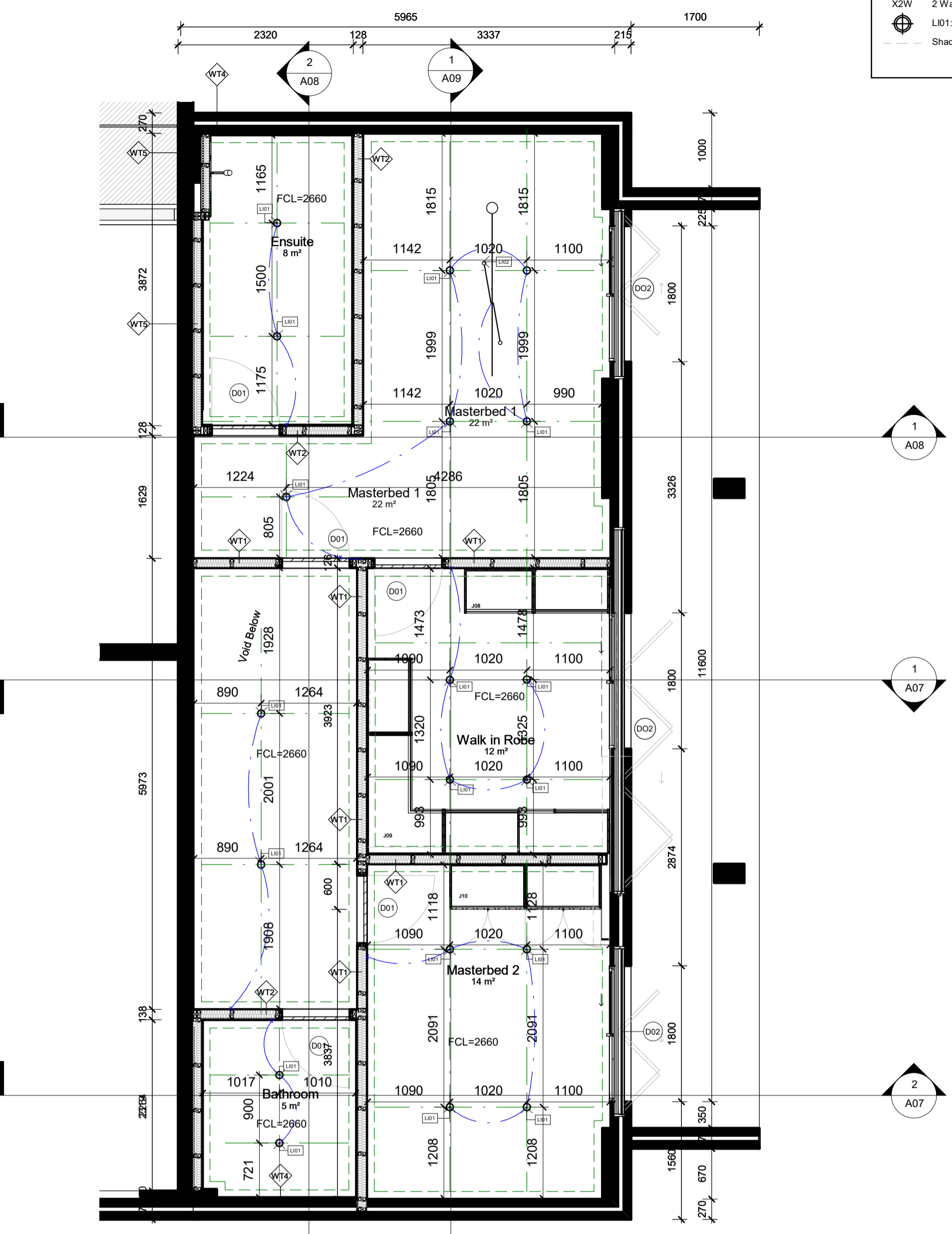
Drawn by
RM



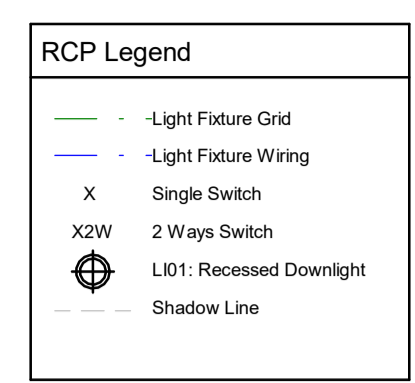
3 Ceiling Detail 2 - Staircase and ceiling junction
1:5



2 Ceiling detail 1 - Wall and ceiling junction
1:5



1 Level 6 Proposed RCP
1:50

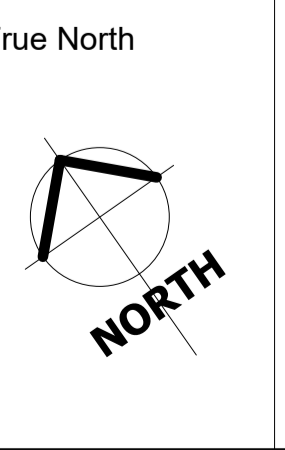


LEGEND			
GRAPHIC SYMBOLS			
Existing Walls	Tile		
Surrounding Terraces	Steel		
Concrete Slab	Plasterboard		
Stone	GPO		
Insulation	Timber Stud Structure		
MDF	Membrane		
Glass	Fibre Cement		
WALL TYPES			
W1	Dry-Dry Wall - Timber Stud 50x100mm with 13mm PB on either side		
W2	Dry-Wet Wall - Timber Stud 50x100mm with 13 PB on one side and 13mm fibre cement, 2mm glue and 10mm tile on the other side		
W3	Wet-Wet Wall - Timber Stud 50x100mm with 13mm fibre cement, 2mm glue and 10mm tile on other side		
W4	Timber Stud 50x100mm with 13mm fibre cement, 2mm glue and 10mm tile on the other side		
W5	13mm Fibre cement, 2mm glue and 10mm tile on the existing wall		
W6	Plasterboard wall		
DOOR AND WINDOW TYPES			
W01	Espresso Anlar Win Powerlouvre Stronghold by Brezeasy 2200x2000mm		
D01	Flemura Flush Door by Garfoll 2400x900mm		
D02	E2 bi-fold Door by Centor 2200mmx2600mm		
D03	E2 bi-fold Door by Centor 4850mmx2600mm		
ABBREVIATIONS			
ADJ	Adjustable	KB	Keyboard
AP	Appliances	LI	Lighting
AR	Archwork	MDF	Medium Density Fibreboard
BT	Benchtop	OS	Open Shelving
DWR	Drawer	P	Pantry
AC	Air Conditioner	PB	Plasterboard
CO3	Check On Site	POLY	Polyurethane Finish
EQ	Equipment	SB	Spineback
FC	Fibre cement	SBB	Sheetboard
FCL	Finished Ceiling Level	SL	Showerbase
FFL	Finished Floor Level	SS	Stainless Steel
FJ	Furniture	JO	Joinery
FSD	Fixed Shelving		
GPO	General Power Outlet		
Key Value		Keynote Text	
AP01	50's Retro Style Aesthetic Fridge by Smeg	AP02	Fully Integrated Dishwasher by Smeg
AP05	Recycle Wall Mounted Rangehood Mini OM by Elica	AP06	7kg Washing Machine by Miele
AP12	Smeg Cooktop	EQ08	iMac Desktop by Apple
EQ09	Mac keyboard and Mouse by Apple	EQ09	Charlie's Seater Sofa by Jardan
EQ10	Kerwood Toaster	FU04	Aluminium Bed Soft by MDF Italia
FU09	Benson Coffee Table by Minotti	FU12	Low Table Kyo by Jardan
FU15	Flow Chair by MDF Italia	FU18	Armchair Clarissa by Moroso
FU23	Lucia Knights Bridge Coffee Table	FU25	Milka Upright Armless Chair
FU26	Kettal Bitta Daybed	FU27	Outdoor Altara Coffee Table
FU28	Kettal Maia Armchair	FU29	Kettal ZazZa Fire pit
FU30	Kettal Mesh Sofa	L20	Mask Desk lamp by Moooi
L01	Arns de Jean Pendant by Ligne Roset	L02	Mama Floor Lamp by Ligne Roset
L03	Wall Mounted Light Potence by Vitra	L08	Abalis Table Lamp by Parachina
L10	Double GPO Linea by HPM	L12	Oak Timber Flooring
MA02	Ceiling Finish Timber	MA03	Solid Polished Timber Oak
MA05	Toughened Glass	MA06	Canarra Marble Benchtop
MA08	Mirror	MA09	Di Lorenzo Floor Finish Tile
MA11	Timber Vaneer Joinery	MA12	Stone
MA13	Brass Metal for joinery handles	MA14	Terrace white paint 9W by Dulux
MA15	Di Lorenzo Industrial wall tile	MA16	Di Lorenzo E-Street Naturale Sand Finish
MA17	Steel Stair Balustrade	MA18	Finished rivene laminex wardrobe
MA19	Ensuite Solid Oak Timber	MA20	Basin Mixer Axon by Mill
SA02	Bottle Trap by Mizu	SA03	Toilet Wall Hung Zero50 by Roger Seller
SA05	Button Plate by Hideaway	SA07	Paper Holder Glance by Mill
SA08	Toilet Brush Holder Glance by Mill	SA09	Wall Soap Dispenser Glance by Mill
SA10	Apale counter basin	SA13	Mizu wall hung vanity
SA14	Shower Tray by Posh Bristol	SA17	Shower Mixer Axon by Mill
SA18	Heated Towel Rail by Kado	SA20	Paper Bin by Decor
SA22	Freestanding Bath by Kado	SA23	Floor Bath Mixer Axon by Mill
SA24	Laundry Tub Centinox by Franke	SA25	Tap Planer Swivel Spout by Franke

Revisions	Description	Ver. App'd
No Date		
A 15/05/2019	CONSTRUCTION DRAWINGS	xx App'd

Do not scale drawings. Use figured dimensions only. Check and verify levels and dimensions on site prior to commencement of any work, the preparation of drawings or the fabrication of components. This drawing is copyright and can not be reproduced without written consent.

Client
Marion & Will Baker



Billy Blue College of Design
46-52 Mountain Street, Ultimo, NSW 2007, Australia
+61 (0)2 9999 9999

BILLY BLUE
COLLEGE OF DESIGN

TORRENS UNIVERSITY AUSTRALIA

LAUREATE INTERNATIONAL UNIVERSITIES

Project
IDR304A Assessment Brief 2

545/46 Baywater Drive,
Wentworth Point, NSW, 2127

Project number
19.001

Drawing Title
Level 6 Proposed RCP

Drawing Status
**CONSTRUCTION DRAWINGS
NOT FOR CONSTRUCTION**

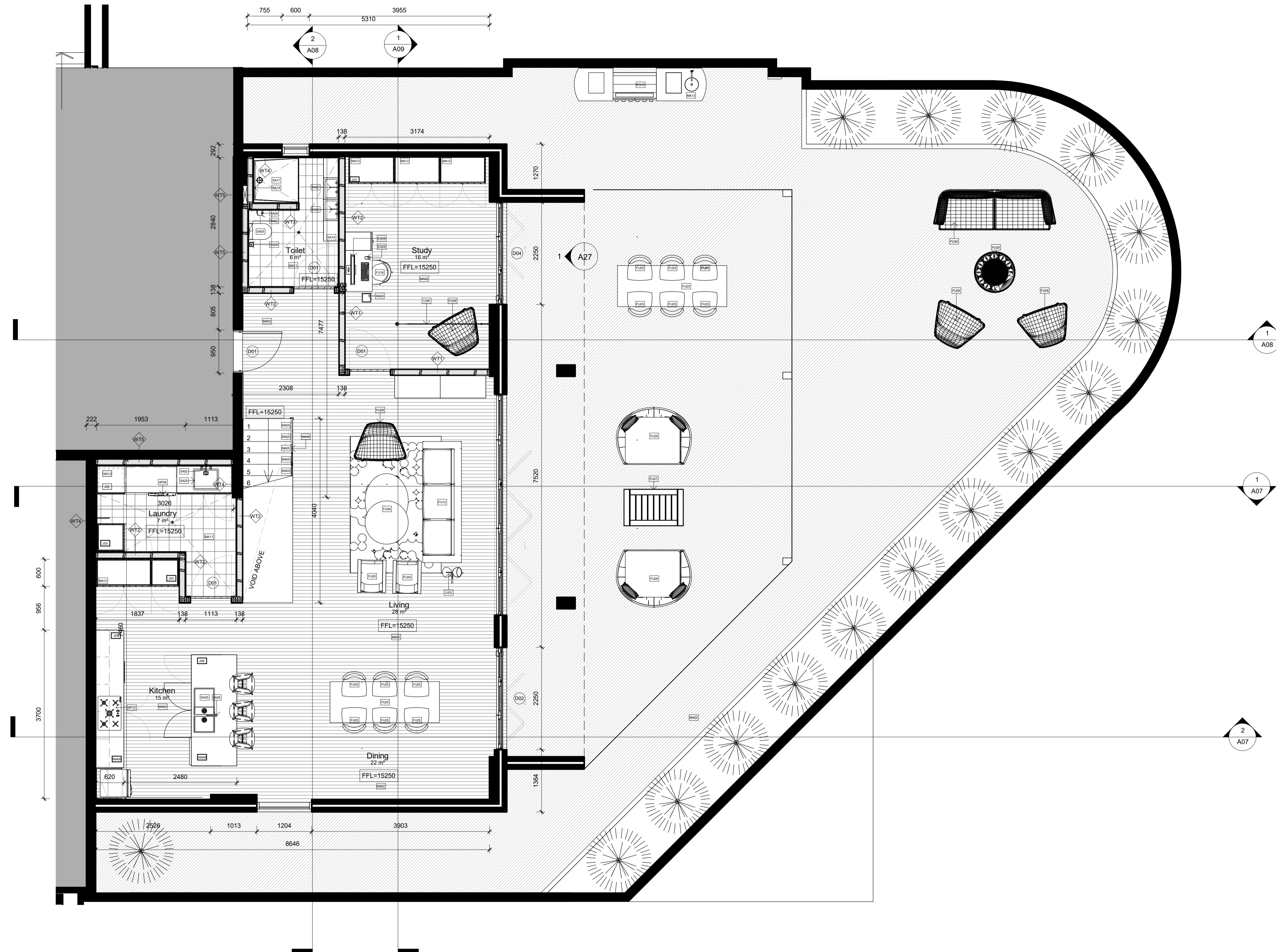
Scale
As Shown

Drawing No
A04

Issue
A

Date
15/05/2019

Drawn by
RM



LEGEND

GRAPHIC SYMBOLS

	Existing Walls		Tile
	Surrounding Tenancies		Steel
	Concrete Slab		Plasterboard
	Stone		GPO
	Insulation		Timber Stud Structure
	MDF		Membrane
	Glass		Fibre Cement

WALL TYPES

	WT1	Dry-Dry Wall - Timber Stud 50x100mm with 13mm PB on either side
	WT2	Dry-Wet Wall - Timber Stud 50x100mm with 13 PB on one side and 13mm fibre cement, 2mm glue and 10mm tile on the other side
	WT3	Wet-Wet Wall - Timber Stud 50x100mm with 13mm fibre cement, 2mm glue and 10mm tile on other side
	WT4	Timber Stud 50x100mm with 13mm fibre cement, 2mm glue and 10mm tile on the other side
	WT5	13mm Fibre cement, 2mm glue and 10mm tile on the existing wall
	WT6	Plasterboard wall

DOOR AND WINDOW TYPES

	W01	Easyscreen Altair Win Powerouvre Stronghold by Breezeway 2200x2000mm
	D01	Filmuro Flush Door by Garfilo 2400x900mm
	D02	E2 bi-fold Door by Centor 2200mmx2600mm
	D03	E2 bi-fold Door by Centor 4850mmx2600mm

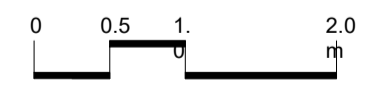
ABBREVIATIONS

ADJ	Adjustable	KB	Kickboard
AP	Appliances	LI	Lighting
AR	Artwork	MDF	Medium Density Fibreboard
BT	Benchtop	OS	Open Shelving
AC	Air Conditioner	PB	Plasterboard
DWR	Drawer	P	Plantry
CS	Check On Site	POLY	Polyurethane Finish
EQ	Equipment	SB	Skirtingboard
FC	Fabrication	SKB	Skirtingboard
FCL	Finished Ceiling Level	SL	Shelving
FFL	Finished Floor Level	SS	Stainless Steel
FU	Furniture	SS	Stainless Steel
PXD	Fixed Shelving	JO	Joinery
GPO	General Power Outlet		

Key Value

AP01	50's Retro Style Aesthetic Fridge by Smeg
AP02	Fully Integrated Dishwasher by Smeg
AP05	Recycle Wall Mounted Rangehood Mini OM by Elica
AP06	7kg Washing Machine by Miele
AP12	Smeg Cooktop
EQ08	iMac Desktop by Apple
EQ09	iMac keyboard and Mouse by Apple
EQ10	Kenwood Toaster
FU04	Aluminium Bed Sofa by MDF Italia
FU09	Benson Coffee Table by Minotti
FU12	Charlie 3 Seater Sofa by Jordan
FU15	Low Table Kyo by Jardan
FU18	Flow Chair by MDF Italia
FU20	Armchair Clarissa by Moroso
FU23	Lucia Knights Bridge Coffee Table
FU25	Mille Upright Armless Chair
FU26	Kettal Bitta Daybed
FU27	Outdoor Altara Coffee Table
FU28	Kettal Maia Armchair
FU29	Ketta ZigZag Fire pit
FU30	Kettal Mesh Sofa
L20	Mask Desk lamp by Moooi
LI01	Amis de Jean Pendant by Ligne Roset
LI02	Mama Floor Lamp by Ligne Roset
LI03	Wall Mounted Light Potence by Vitra
LI06	Abalis Table Lamp by Parachina
LI10	Double GPO Linea by HPM
LI12	Oak Timber Flooring
MA02	Ceiling Finish Timber
MA03	Solid Polished Timber Oak
MA05	Toughned Glass
MA06	Carrara Marble Benchtop
MA08	Mirror
MA09	Di Lorenzo Floor Finish Tile
MA11	Timber Vaneer Joinery
MA12	Stone
MA13	Brass Metal for joinery handles
MA14	Terrace white paint SW by Dulux
MA15	Di Lorenzo Industrial wall tile
MA16	Di Lorenzo E-Street Naturale Sand Finish
MA17	Steel Stair Balustrade
MA18	Finished rivene lamina wardrobe
MA19	Ensuite Solid Oak Timber
SA02	Basin Mixer Axon by Milli
SA03	Bottle Trap by Mizu
SA05	Toilet Wall hung Zen50 by Roger Seller
SA07	Button Plate by Hideaway
SA08	Paper Holder Glance by Milli
SA09	Toilet Brush Holder Glance by Milli
SA10	Wall Soap Dispenser Glance by Milli
SA13	Apple counter basin
SA14	Mizu wall hung vanity
SA17	Shower Tray by Posh Bristol
SA18	Shower Mixer Axon by Milli
SA20	Heated Towel Rail by Kado
SA22	Paper Bin by Decor
SA23	Freestanding Bath by Kado
SA24	Floor Bath Mixer Axon by Milli
SA25	Laundry Tub Carinaux by Franke
SA26	Tap Planer Swivel Spout by Franke


1 Level 5 Proposed Furniture Plan
1 : 50



Revisions	Description	Ver. App'd
No Date		
A 15/05/2019	CONSTRUCTION DRAWINGS	xx App'd

Do not scale drawings. Use figured dimensions only. Check and verify levels and dimensions on site prior to commencement of any work, the preparation of drawings or the fabrication of components.
This drawing is copyright and can not be reproduced without written consent.

Client
Marion & Will Baker



Billy Blue College of Design
46-52 Mountain Street, Ultimo, NSW 2007, Australia
+61 (0)2 9999 9999

BILLY BLUE
COLLEGE OF DESIGN

TORRENS UNIVERSITY AUSTRALIA

LAUREATE INTERNATIONAL UNIVERSITIES

Project
IDR304A Assessment Brief 2

545/46 Baywater Drive,
Wentworth Point, NSW, 2127

Project number
19.001

Drawing Title
Level 5 Proposed furniture plan

Drawing Status
CONSTRUCTION DRAWINGS NOT FOR CONSTRUCTION

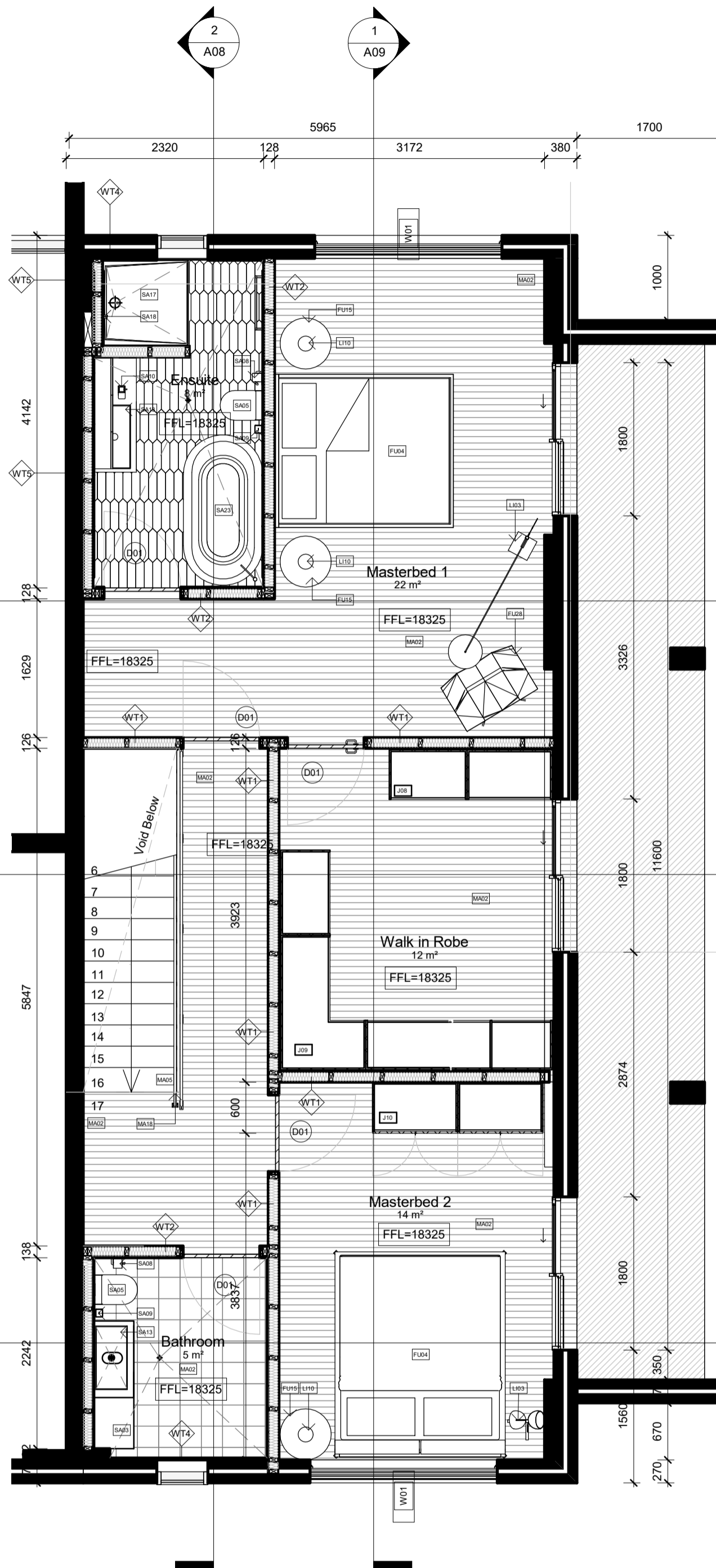
Scale
1:50

Drawing No
A05

Issue
A

Date
15/05/2019

Drawn by
RM



1 Level 6 Proposed Furniture Plan
1 : 50

LEGEND

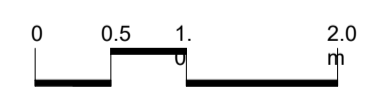
GRAPHIC SYMBOLS	
	Existing Walls
	Surrounding Tenancies
	Concrete Slab
	Stone
	Insulation
	MDF
	Glass
	Tile
	Steel
	Plasterboard
	GPO
	Timber Stud Structure
	Membrane
	Fibre Cement

WALL TYPES	
	Dry-Dry Wall - Timber Stud 50x100mm with 13mm PB on either side
	Dry-Wet Wall - Timber Stud 50x100mm with 13 PB on one side and 13mm fibre cement, 2mm glue and 10mm tile on the other side
	Wet-Wet Wall - Timber Stud 50x100mm with 13mm fibre cement, 2mm glue and 10mm tile on either side
	Timber Stud 50x100mm with 13mm fibre cement, 2mm glue and 10mm tile on the other side
	13mm Fibre cement, 2mm glue and 10mm tile on the existing wall
	Plasterboard wall

DOOR AND WINDOW TYPES	
	Easycroon Alair Win Powerloave Stronghold by Brecoway 2200x200mm
	Filmuro Flush Door by Garfick 2400x900mm
	E2 bi-fold Door by Centor 2200mmx2600mm
	E2 bi-fold Door by Centor 4850mmx2600mm

ABBREVIATIONS			
ADJ	Adjustable	KB	Kickboard
AP	Appliances	LI	Lighting
AR	Archwork	MDF	Medium Density Fibreboard
BT	Benchtop	OS	Open Shelving
DWR	Drawer	P	Partly
AC	Air Conditioner	PB	Plasterboard
COS	Check On Site	POLY	Polyurethane Finish
EQ	Equipment	SB	Skirtingboard
FC	Fabrication	SKB	Skirtingboard
FCL	Finished Ceiling Level	SL	Shelving
FFL	Finished Floor Level	SS	Stainless Steel
FU	Furniture	JO	Joinery
FXD	Fixed Shaving		
GPO	General Power Outlet		


Key Value	Keynote Text
AP01	50's Retro Style Aesthetic Fridge by Smeg
AP02	Fully Integrated Dishwasher by Smeg
AP05	Recycle Wall Mounted Rangehood Mini OM by Elica
AP06	7kg Washing Machine by Miele
AP12	Smeg Cooktop
EQ08	iMac Desktop by Apple
EQ09	iMac keyboard and Mouse by Apple
EQ10	Kenwood Toaster
FU04	Aluminium Bed Soft by MDF Italia
FU09	Benson Coffee Table by Minotti
FU12	Charlie 3 Seater Sofa by Jordan
FU15	Low Table Kyo by Jordan
FU18	Flow Chair by MDF Italia
FU20	Armchair Classics by Moroso
FU23	Lucia Knights Bridge Coffee Table
FU25	Mille Upright Armless Chair
FU26	Ketta Bitta Daybed
FU27	Outdoor Altana Coffee Table
FU28	Ketta Mala Armchair
FU29	Ketta ZigZag Fire pit
FU30	Ketta Mesh Sofa
L20	
LU01	Mask Desk lamp by Moooi
LU02	Amis de Jean Pendant by Ligne Roset
LU03	Mama Floor Lamp by Ligne Roset
LU08	Wall Mounted Light Polence by Vitra
LU10	Abatis Table Lamp by Piretti
LU12	Double GPO Linea by HPM
MA02	Oak Timber Flooring
MA03	Ceiling Finish Timber
MA05	Solid Polished Timber Oak
MA06	Toughened Glass
MA08	Carrara Marble Benchtop
MA09	Mirror
MA11	Di Lorenzo Floor Finish Tile
MA12	Timber Vaneer Joinery
MA13	Stone
MA14	Brass Metal for joinery handles
MA15	Terrace white paint SW by Dulux
MA16	Di Lorenzo Industrial wall tile
MA17	Di Lorenzo E-Street Naturale Sand Finish
MA18	Steel Stair Balustrade
MA19	Finished rvene lammax wardrobe
MA20	Ensuite Solid Oak Timber
SA02	Basin Mixer Axon by Mill
SA03	Bottle Trap by Mizu
SA05	Toilet Wall Hung Zero50 by Roger Seller
SA07	Button Plate by Hidsaway
SA08	Paper Holder Glance by Mill
SA09	Toilet Brush Holder Glance by Mill
SA10	Wall Soap Dispenser Glance by Mill
SA13	Apale counter basin
SA14	Mizu wall hung vanity
SA17	Shower Tray by Posh Bristol
SA18	Shower Mixer Axon by Mill
SA20	Heated Towel Rail by Kado
SA22	Paper Bin by Decor
SA23	Freestanding Bath by Kado
SA24	Floor Bath Mixer Axon by Mill
SA25	Laundry Tub Centinox by Franke
SA26	Tap Planer Swivel Spout by Franke



Revisions		
No	Date	Description
A	15/05/2019	CONSTRUCTION DRAWINGS

Do not scale drawings. Use figured dimensions only. Check and verify levels and dimensions on site prior to commencement of any work, the preparation of drawings or the fabrication of components. This drawing is copyright and can not be reproduced without written consent.

Client
Marion & Will Baker

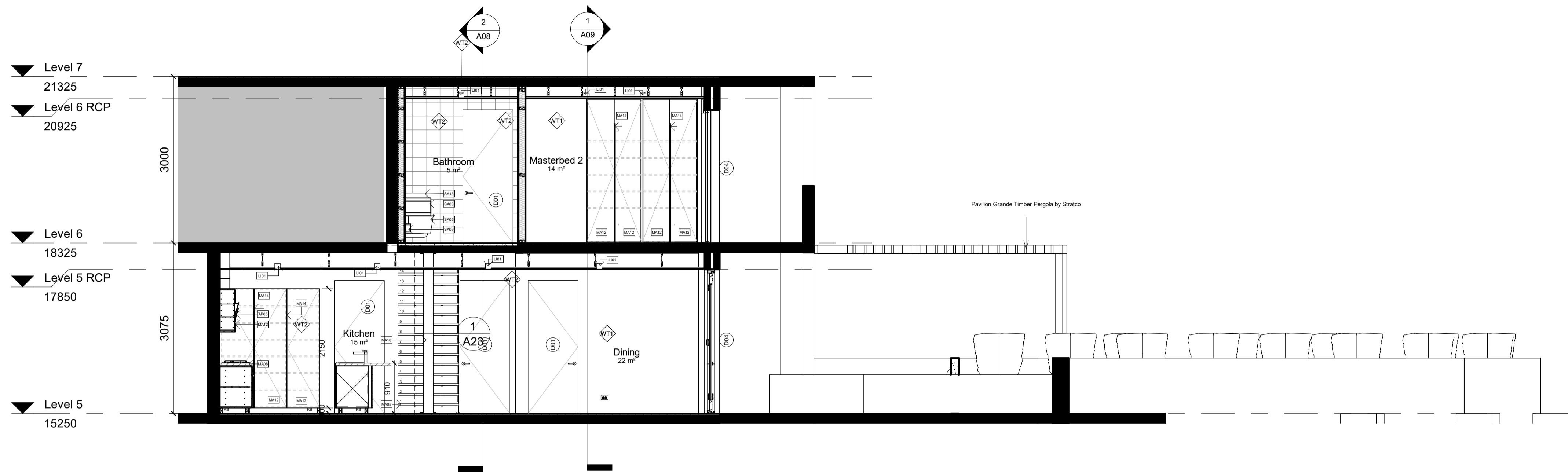


True North
Billy Blue College of Design
46-52 Mountain Street, Ultimo, NSW 2007, Australia
+61 (0)2 9999 9999
TORRENS UNIVERSITY AUSTRALIA
LAUREATE INTERNATIONAL UNIVERSITIES

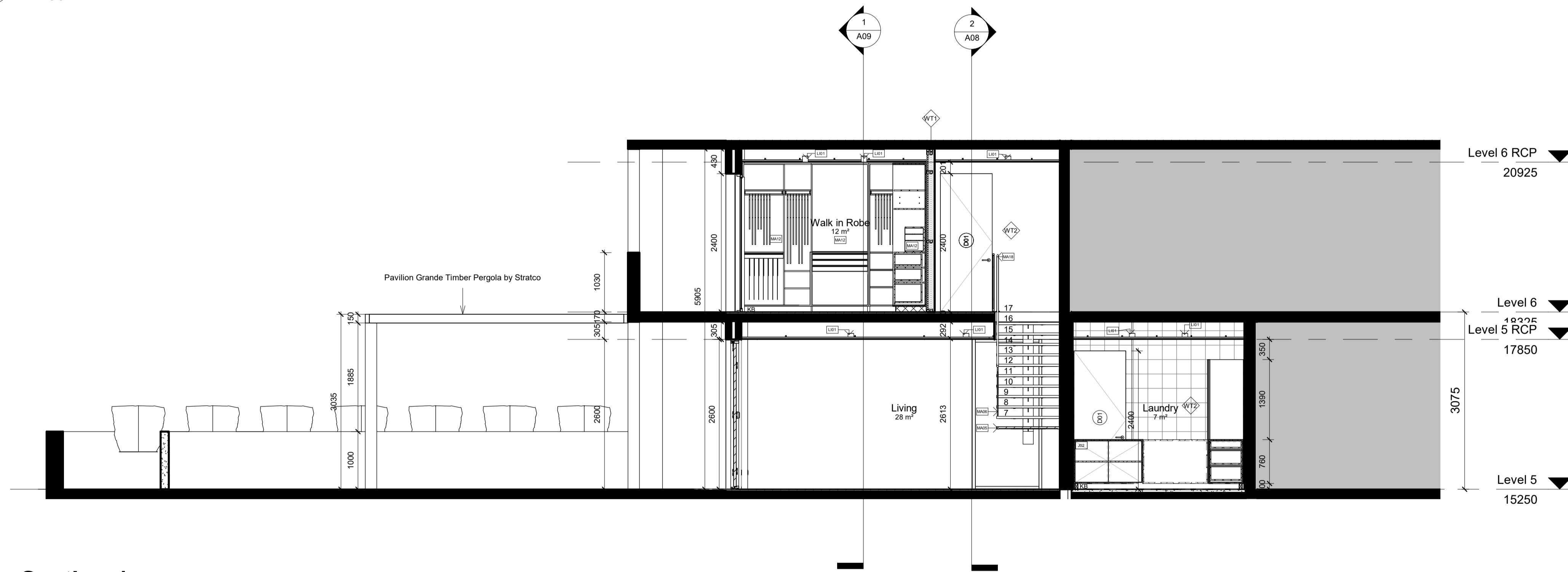
Project
IDR304A Assessment Brief 2
545/46 Baywater Drive,
Wentworth Point, NSW, 2127
Project number
19.001

Drawing Title
Level 6 Proposed furniture plan
Drawing Status
CONSTRUCTION DRAWINGS NOT FOR CONSTRUCTION

Scale
1:50
Drawing No
A06
Issue
A
Date
15/05/2019
Drawn by
RM



2 Section 2
1 : 50



1 Section 1
1 : 50

LEGEND

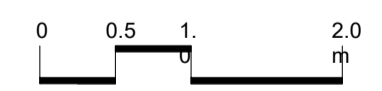
GRAPHIC SYMBOLS	
	Existing Walls
	Surrounding Tenancies
	Concrete Slab
	Stone
	Insulation
	MDF
	Glass
	Tile
	Steel
	Plasterboard
	GPO
	Timber Stud Structure
	Membrane
	Fibre Cement

WALL TYPES	
	Dry-Dry Wall - Timber Stud 50x100mm with 13mm PB on either side
	Dry-Wet Wall - Timber Stud 50x100mm with 13 PB on one side and 13mm fibre cement, 2mm glue and 10mm tile on the other side
	Wet-Wet Wall - Timber Stud 50x100mm with 13mm fibre cement, 2mm glue and 10mm tile on either side
	Timber Stud 50x100mm with 13mm fibre cement, 2mm glue and 10mm tile on the other side
	13mm Fibre cement, 2mm glue and 10mm tile on the existing wall
	Plasterboard wall

DOOR AND WINDOW TYPES	
	Easyscreen Altab Win Powerlouvre Stronghold by Breaceway 2200x2000mm
	Filmuro Flush Door by Gerfilo 2400x900mm
	E2 bi-fold Door by Centor 2200mmx2600mm
	E2 bi-fold Door by Centor 4850mmx2600mm

ABBREVIATIONS			
ADJ	Adjustable	KB	Kickboard
AP	Appliances	LI	Lighting
AR	Archwork	MDF	Medium Density Fibreboard
BT	Benchtop	OS	Open Shelving
DWR	Drawer	P	Partly
AC	Air Conditioner	PB	Plasterboard
CDS	Check On Site	POLY	Polyurethane Finish
EQ	Equipment	SB	Spashback
FC	Fibre cement	SKB	Skirtingboard
FCL	Finished Ceiling Level	SL	Showerbase
FFL	Finished Floor Level	SS	Stainless Steel
FU	Furniture	JO	Joinery
FZO	Fuel Shaving		
GPO	General Power Outlet		

Key Value	Keynote Text
AP01	50's Retro Style Aesthetic Fridge by Smeg
AP02	Fully Integrated Dishwasher by Smeg
AP05	Recycle Wall Mounted Rangehood Mini OM by Elica
AP06	7kg Washing Machine by Miele
AP12	Smeg Cooktop
EQ08	iMac Desktop by Apple
EQ09	iMac keyboard and Mouse by Apple
EQ10	Kenwood Toaster
FU04	Aluminium Bed Soft by MDF Italia
FU09	Benson Coffee Table by Minotti
FU12	Charlie 3 Seater Sofa by Jordan
FU15	Low Table Kyo by Jordan
FU18	Flow Chair by MDF Italia
FU20	Armchair Classics by Moroso
FU23	Lucia Knights Bridge Coffee Table
FU25	Mille Upright Armless Chair
FU26	Ketta Brita Daybed
FU27	Outdoor Altara Coffee Table
FU28	Ketta Mala Armchair
FU29	Ketta ZigZag Fire pit
FU30	Ketta Mesh Sofa
L20	
LI01	Mask Desk lamp by Moooi
LI02	Amis de Jean Pendant by Ligne Roset
LI03	Mama Floor Lamp by Ligne Roset
LI08	Wall Mounted Light Polence by Vitra
LI10	Abatis Table Lamp by Piretti
LI12	Double GPO Linea by HPM
MA02	Oak Timber Flooring
MA03	Ceiling Finish Timber
MA05	Solid Polished Timber Oak
MA06	Toughened Glass
MA08	Carrara Marble Benchtop
MA09	Mirror
MA11	Di Lorenzo Floor Finish Tile
MA12	Timber Vaneer Joinery
MA13	Stone
MA14	Brass Metal for joinery handles
MA15	Terrace white paint SW by Dulux
MA16	Di Lorenzo Industrial wall tile
MA17	Di Lorenzo E-Street Naturale Sand Finish
MA18	Steel Stair Balustrade
MA19	Finished rvene lammax wardrobe
MA20	Ensuite Solid Oak Timber
SA02	Basin Mixer Axon by Mill
SA03	Bottle Trap by Mizu
SA05	Toilet Wall Hung Zero50 by Roger Seller
SA07	Button Plate by Hideaway
SA08	Paper Holder Glance by Mill
SA09	Toilet Brush Holder Glance by Mill
SA10	Wall Soap Dispenser Glance by Mill
SA13	Apale counter basin
SA14	Mizu wall hung vanity
SA17	Shower Tray by Posh Bristol
SA18	Shower Mixer Axon by Mill
SA20	Heated Towel Rail by Kado
SA22	Paper Bin by Decor
SA23	Freestanding Bath by Kado
SA24	Floor Bath Mixer Axon by Mill
SA25	Laundry Tub Centinox by Franke
SA26	Tap Planer Swivel Spout by Franke



Revisions	Description	Ver. App'd
No Date		
A 15/05/2019	CONSTRUCTION DRAWINGS	xx App'd

Do not scale drawings. Use figured dimensions only. Check and verify levels and dimensions on site prior to commencement of any work, the preparation of drawings or the fabrication of components. This drawing is copyright and can not be reproduced without written consent.

Client
Marion & Will Baker

True North

Billy Blue College of Design
46-52 Mountain Street, Ultimo, NSW 2007, Australia
+61 (0)2 9999 9999

Project
IDR304A Assessment Brief 2
545/46 Baywater Drive,
Wentworth Point, NSW, 2127
Project number
19.001

Drawing Title
Section 1 & 2

Drawing Status
**CONSTRUCTION DRAWINGS
NOT FOR CONSTRUCTION**

Scale
1:50

Drawing No
A07

Issue
A

Date
15/05/2019

Drawn by
RM

LEGEND

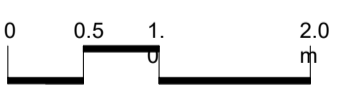
GRAPHIC SYMBOLS	
	Existing Walls
	Surrounding Tenancies
	Concrete Slab
	Stone
	Insulation
	MDF
	Glass
	Tile
	Steel
	Plasterboard
	GPO
	Timber Stud Structure
	Membrane
	Fibre Cement

WALL TYPES	
	WT1 Dry-Dry Wall - Timber Stud 50x100mm with 13mm PB on either side
	WT2 Dry-Wet Wall - Timber Stud 50x100mm with 13 PB on one side and 13mm fibre cement, 2mm glue and 10mm tile on the other side
	WT3 Wet-Wet Wall - Timber Stud 50x100mm with 13mm fibre cement, 2mm glue and 10mm tile on either side
	WT4 Timber Stud 50x100mm with 13mm fibre cement, 2mm glue and 10mm tile on the other side
	WT5 13mm Fibre cement, 2mm glue and 10mm tile on the existing wall
	WT6 Plasterboard wall

DOOR AND WINDOW TYPES	
	W01 EasyScreen Altab Win Powerlouvre Stronghold by Brexaway 2200x2000mm
	D01 Filomuro Flush Door by Garfoli 2400x900mm
	D02 E2 bi-fold Door by Centor 2200mmx2600mm
	D03 E2 bi-fold Door by Centor 4850mmx2600mm

ABBREVIATIONS			
ADJ	Adjustable	KB	Kickboard
AP	Appliances	LI	Lighting
AR	Archwork	MDF	Medium Density Fibreboard
BT	Benchtop	OS	Open Shelving
DWR	Drawer	P	Partly
AC	Air Conditioner	PB	Plasterboard
COS	Check On Site	POLY	Polyurethane Finish
EQ	Equipment	SB	Spashback
FC	Fibre cement	SB9	Skirtingboard
FCL	Finished Ceiling Level	SL	Showerbase
FFL	Finished Floor Level	SS	Stainless Steel
FU	Furniture	JO	Joinery
FZO	Fixed Shelving		
GPO	General Power Outlet		

Key Value	Keynote Text
AP01	S0's Retro Style Aesthetic Fridge by Smeg
AP02	Fully Integrated Dishwasher by Smeg
AP05	Recycle Wall Mounted Rangehood Mini OM by Elica
AP06	7kg Washing Machine by Miele
AP12	Smeg Cooktop
EQ08	iMac Desktop by Apple
EQ09	iMac keyboard and Mouse by Apple
EQ10	Kenwood Toaster
FU04	Aluminium Bed Soft by MDF Italia
FU09	Benson Coffee Table by Mirreli
FU12	Charlie 3 Seater Sofa by Jordan
FU15	Low Table Kyo by Jordan
FU18	Flow Chair by MDF Italia
FU20	Armchair Clarissa by Moroso
FU23	Lucia Knights Bridge Coffee Table
FU25	Mille Upright Armless Chair
FU26	Kettal Bitta Daybed
FU27	Outdoor Altarra Coffee Table
FU28	Kettal Maia Armchair
FU29	Ketta ZigZag Fire pit
FU30	Kettal Mesh Sofa
L20	Mask Desk lamp by Moooi
LI01	Amis de Jean Pendant by Ligne Roset
LI03	Mama Floor Lamp by Ligne Roset
LI08	Wall Mounted Light Potence by Vitra
LI10	Abale Table Lamp by Pirechinha
LI12	Double GPO Lines by HPM
MA02	Oak Timber Flooring
MA03	Ceiling Finish Timber
MA05	Solid Polished Timber Oak
MA06	Toughened Glass
MA08	Carrara Marble Benchtop
MA09	Mirror
MA11	DI Lorenzo Floor Finish Tile
MA12	Timber Vaneer Joinery
MA13	Stone
MA14	Brass Metal for joinery handles
MA15	Terrace white paint 9W by Dulux
MA16	DI Lorenzo Industrial wall tile
MA17	DI Lorenzo E- Street Naturale Sand Finish
MA18	Steel Stair Balustrade
MA19	Finished rivene laminex wardrobe
MA20	Ensuite Solid Oak Timber
SA02	Basin Mixer Axon by Milli
SA03	Bottle Trap by Mizu
SA05	Toilet Wall Hung Zero50 by Roger Seller
SA07	Button Plate by Hideaway
SA08	Paper Holder Glance by Milli
SA09	Toilet Brush Holder Glance by Milli
SA10	Wall Soap Dispenser Glance by Milli
SA13	Apple counter basin
SA14	Mizu wall hung vanity
SA17	Shower Tray by Posh Bristol
SA18	Shower Mixer Axon by Milli
SA20	Heated Towel Rail by Kado
SA22	Paper Bin by Decor
SA23	Freestanding Bath by Kado
SA24	Floor Bath Mixer Axon by Milli
SA25	Laundry Tub Centinox by Franke
SA26	Tap Planer Sival Spout by Franke



▼ Level 7
21325
 ▼ Level 6 RCP
20925
 ▼ Level 6
18325
 ▼ Level 5 RCP
17850
 ▼ Level 5
15250

2 Section 4 1 : 50

▼ Level 7
21325
 ▼ Level 6 RCP
20925
 ▼ Level 6
18325
 ▼ Level 5 RCP
17850
 ▼ Level 5
15250

1 Section 3 1 : 50

Revisions		
No	Date	Description
A	15/05/2019	CONSTRUCTION DRAWINGS

Do not scale drawings. Use figured dimensions only. Check and verify levels and dimensions on site prior to commencement of any work, the preparation of drawings or the fabrication of components. This drawing is copyright and can not be reproduced without written consent.

Client
Marion & Will Baker

True North

Billy Blue College of Design
46-52 Mountain Street, Ultimo, NSW 2007, Australia
+61 (0)2 9999 9999



Project
IDR304A Assessment Brief 2

545/46 Baywater Drive,
Wentworth Point, NSW, 2127
Project number
19.001

Drawing Title
Section 3 & 4

Drawing Status
**CONSTRUCTION DRAWINGS
NOT FOR CONSTRUCTION**

Scale
1:50
Date
15/05/2019
Drawing No
A08
Issue
A
Drawn by
RM

LEGEND

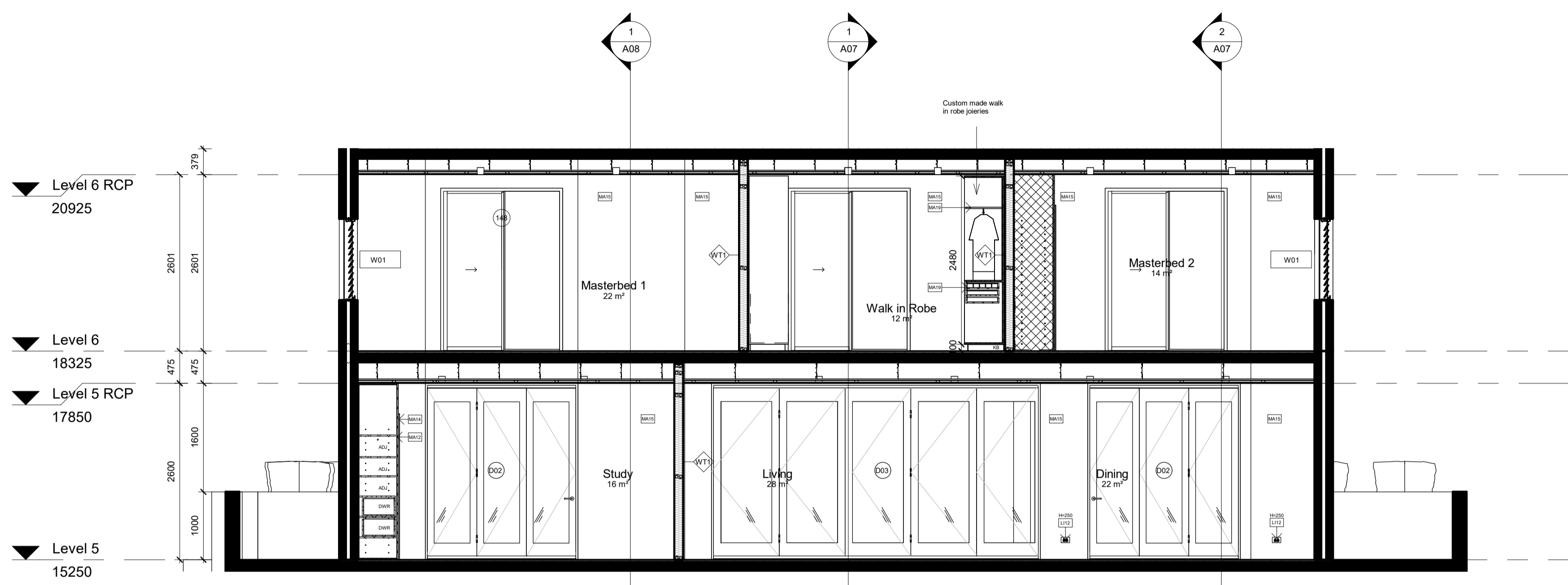
GRAPHIC SYMBOLS			
	Existing Walls		Tile
	Surrounding Tenancies		Steel
	Concrete Slab		Plasterboard
	Stone		GPO
	Insulation		Timber Stud Structure
	MDF		Membrane
	Glass		Fibre Cement

WALL TYPES	
	Dry-Dry Wall - Timber Stud 50x100mm with 13mm PB on either side
	Dry-Wet Wall - Timber Stud 50x100mm with 13 PB on one side and 13mm fibre cement, 2mm glue and 10mm tile on the other side
	Wet-Wet Wall - Timber Stud 50x100mm with 13mm fibre cement, 2mm glue and 10mm tile on other side
	Timber Stud 50x100mm with 13mm fibre cement, 2mm glue and 10mm tile on the other side
	13mm Fibre cement, 2mm glue and 10mm tile on the existing wall
	Plasterboard wall

DOOR AND WINDOW TYPES	
	Easyscreen Altab Win Powerlouvre Stronghold by Breaceway 2200x2000mm
	Filmuro Flush Door by Garfil 2400x900mm
	E2 bi-fold Door by Centor 2200mmx2600mm
	E2 bi-fold Door by Centor 4850mmx2600mm

ABBREVIATIONS			
ADJ	Adjustable	KB	Kickboard
AP	Appliances	LI	Lighting
AR	Architrave	MDF	Medium Density Fibreboard
BT	Benchtop	OS	Open Shaving
DWR	Drawer	P	Partly
AC	Air Conditioner	PB	Plasterboard
CDS	Check On Site	POLY	Polyethylene Finish
EQ	Equipment	SB	Spashback
FC	Fibrement	SB	Skirtingboard
FCL	Finished Ceiling Level	SL	Showerline
FFL	Finished Floor Level	SS	Stainless Steel
FU	Furniture	JO	Joinery
FSD	Fixed Shaving		
GPO	General Power Outlet		

Key Value	Keynote Text
AP01	50's Retro Style Aesthetic Fridge by Smeg
AP02	Fully Integrated Dishwasher by Smeg
AP05	Recycle Wall Mounted Rangehood Mini OM by Elica
AP06	7kg Washing Machine by Miele
AP12	Smeg Cooktop
EQ08	iMac Desktop by Apple
EQ09	iMac keyboard and Mouse by Apple
EQ10	Kenwood Toaster
FU04	Aluminium Bed Soft by MDF Italia
FU09	Benson Coffee Table by Minotti
FU12	Charlie 3 Seater Sofa by Jardan
FU15	Low Table Kyo by Jardan
FU18	Flow Chair by MDF Italia
FU20	Armchair Clarissa by Moroso
FU23	Lucia Knights Bridge Coffee Table
FU25	Mille Upright Armless Chair
FU26	Ketta Bitta Daybed
FU27	Outdoor Altara Coffee Table
FU28	Ketta Mala Armchair
FU29	Ketta ZigZag Fire pit
FU30	Ketta Mesh Sofa
L20	
LI01	Mask Desk lamp by Moooi
LI02	Amis de Jean Pendant by Ligne Roset
LI03	Mama Floor Lamp by Ligne Roset
LI08	Wall Mounted Light Polence by Vitra
LI10	Abatis Table Lamp by Piretti
LI12	Double GPO Linea by HPM
MA02	Oak Timber Flooring
MA03	Ceiling Finish Timber
MA05	Solid Polished Timber Oak
MA06	Toughened Glass
MA08	Carrara Marble Benchtop
MA09	Mirror
MA11	Di Lorenzo Floor Finish Tile
MA12	Timber Vaneer Joinery
MA13	Stone
MA14	Brass Metal for joinery handles
MA15	Terrace white paint SW by Dulux
MA16	Di Lorenzo Industrial wall tile
MA17	Di Lorenzo E-Street Naturale Sand Finish
MA18	Steel Stair Balustrade
MA19	Finished rvene lammax wardrobe
MA20	Ensuite Solid Oak Timber
SA02	Basin Mixer Axon by Mill
SA03	Bottle Trap by Mizu
SA05	Toilet Wall Hung Zero50 by Roger Seller
SA07	Button Plate by Hideaway
SA08	Paper Holder Glance by Mill
SA09	Toilet Brush Holder Glance by Mill
SA10	Wall Soap Dispenser Glance by Mill
SA13	Apale counter basin
SA14	Mizu wall hung vanity
SA17	Shower Tray by Posh Bristol
SA18	Shower Mixer Axon by Mill
SA20	Heated Towel Rail by Kado
SA22	Paper Bin by Decor
SA23	Freestanding Bath by Kado
SA24	Floor Bath Mixer Axon by Mill
SA25	Laundry Tub Centinox by Franke
SA26	Tap Planer Swivel Spout by Franke



1 Section 5
1 : 50

Revisions		
No	Date	Description
A	15/05/2019	CONSTRUCTION DRAWINGS

Do not scale drawings. Use figured dimensions only. Check and verify levels and dimensions on site prior to commencement of any work, the preparation of drawings or the fabrication of components. This drawing is copyright and can not be reproduced without written consent.

Client
Marion & Will Baker

True North

Billy Blue College of Design
46-52 Mountain Street, Ultimo, NSW 2007, Australia
+61 (0)2 9999 9999

Project
IDR304A Assessment Brief 2

545/46 Baywater Drive,
Wentworth Point, NSW, 2127

Project number
19.001

Drawing Title
Section 5

Drawing Status
**CONSTRUCTION DRAWINGS
NOT FOR CONSTRUCTION**

Scale
1:50

Drawing No
A09

Issue
A

Date
15/05/2019

Drawn by
RM

LEGEND

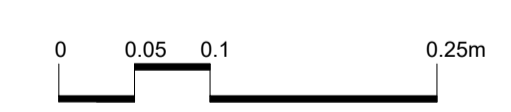
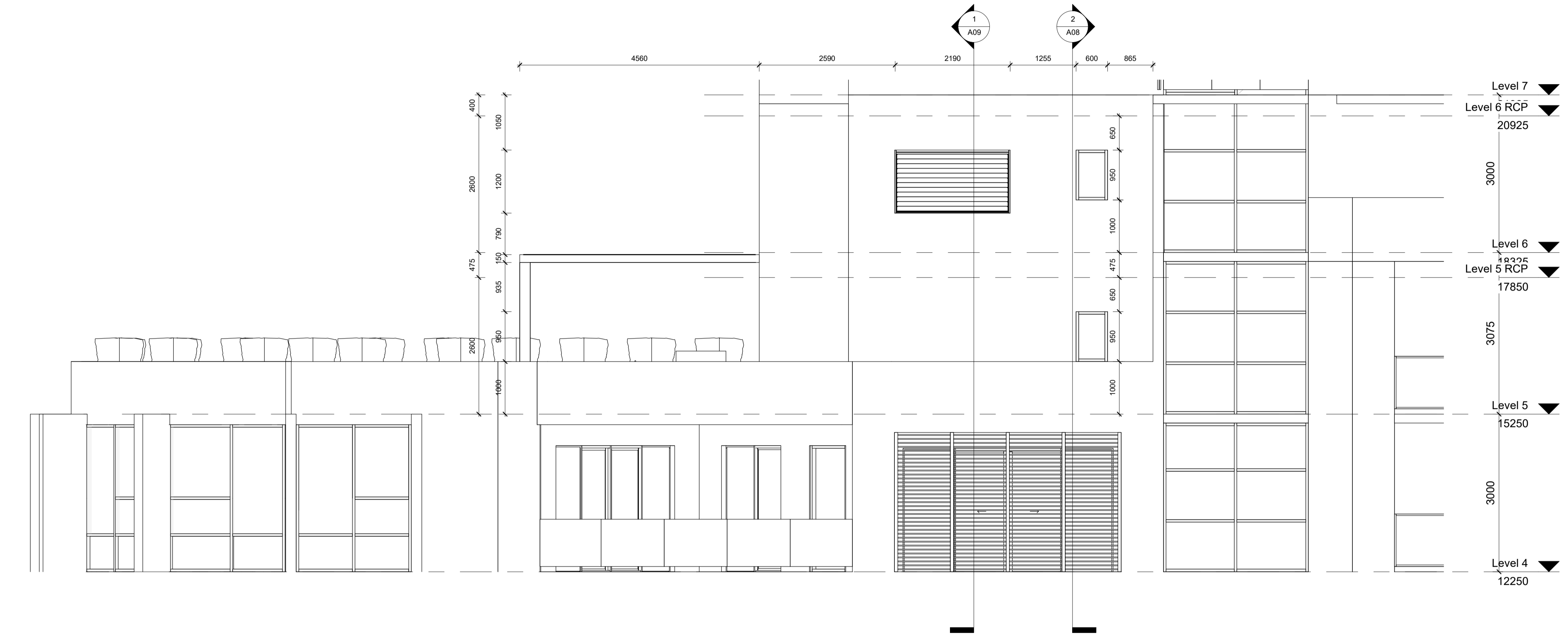
GRAPHIC SYMBOLS	
	Existing Walls
	Surrounding Tenancies
	Concrete Slab
	Stone
	Insulation
	MDF
	Glass
	Tile
	Steel
	Plasterboard
	GPO
	Timber Stud Structure
	Membrane
	Fibre Cement

WALL TYPES	
	Dry-Dry Wall - Timber Stud 50x100mm with 13mm PB on either side
	Dry-Wet Wall - Timber Stud 50x100mm with 13 PB on one side and 13mm fibre cement, 2mm glue and 10mm tile on the other side
	Wet-Wet Wall - Timber Stud 50x100mm with 13mm fibre cement, 2mm glue and 10mm tile on either side
	Timber Stud 50x100mm with 13mm fibre cement, 2mm glue and 10mm tile on the other side
	13mm Fibre cement, 2mm glue and 10mm tile on the existing wall
	Plasterboard wall

DOOR AND WINDOW TYPES	
	Easyscreen Altair Win Powerlouvre Stronghold by Brecoway 2200x2000mm
	Filmuro Flush Door by Garford 2400x900mm
	E2 bi-fold Door by Centor 2200mmx2600mm
	E2 bi-fold Door by Centor 4850mmx2600mm

ABBREVIATIONS			
ADJ	Adjustable	KB	Keyboard
AP	Appliance	LI	Lighting
AR	Archwork	MDF	Medium Density Fibreboard
BT	Benchtop	OS	Open Shelving
DWR	Drawer	P	Partly
AC	Air Conditioner	PB	Plasterboard
COS	Check On Site	PCLY	Polyurethane Finish
EQ	Equipment	SB	Skateboard
FC	Fibrement	SKB	Skatingboard
FCL	Finished Ceiling Level	SL	Stainless
FEL	Finished Floor Level	SS	Stainless Steel
FU	Furniture	JO	Joinery
FXD	Fixed Shelving		
GPO	General Power Outlet		

Key Value	Keynote Text
AP01	50's Retro Style Anesthetic Fridge by Smeg
AP02	Fully Integrated Dishwasher by Smeg
AP05	Recycle Wall Mounted Rangehood Mini OM by Elica
AP06	7kg Washing Machine by Miele
AP12	Smeg Cooktop
EQ08	Mac Desktop by Apple
EQ09	iMac keyboard and Mouse by Apple
EQ10	Kenwood Toaster
FU04	Aluminium Bed Soft by MDF Italia
FU09	Benson Coffee Table by Minotti
FU12	Charlie 3 Seater Sofa by Jordan
FU15	Low Table Kyo by Jordan
FU18	Flow Chair by MDF Italia
FU20	Armchair Clarissa by Moroso
FU23	Lucia Knights Bridge Coffee Table
FU25	Mille Upright Armless Chair
FU26	Kettal Bitla Daybed
FU27	Outdoor Altarra Coffee Table
FU28	Kettal Misa Armchair
FU29	Ketta ZigZag Fire pit
FU30	Kettal Mesh Sofa
L20	
LI01	Mask Desk lamp by Moooi
LI02	Amis de Jean Pendant by Ligne Roset
LI03	Mama Floor Lamp by Ligne Roset
LI08	Wall Mounted Light Potence by Vitra
LI10	Abale Table Lamp by Piretti
LI12	Double GPO Lines by HPM
MA02	Oak Timber Flooring
MA03	Ceiling Finish Timber
MA05	Solid Polished Timber Oak
MA06	Toughened Glass
MA08	Carrara Marble Benchtop
MA09	Mirror
MA11	DI Lorenzo Floor Finish Tile
MA12	Timber Vaneer Joinery
MA13	Stone
MA14	Brass Metal for joinery handles
MA15	Terrace white paint 9W by Dulux
MA16	DI Lorenzo Industrial wall tile
MA17	DI Lorenzo E-Street Naturale Sand Finish
MA18	Steel Stair Balustrade
MA19	Finished rivene laminex wardrobe
MA20	Ensuite Solid Oak Timber
SA02	Basin Mixer Axon by Mill
SA03	Bottle Trap by Mizu
SA05	Toilet Wall Hung Zero50 by Roger Seller
SA07	Button Plate by Hideaway
SA08	Paper Holder Glance by Mill
SA09	Toilet Brush Holder Glance by Mill
SA10	Wall Soap Dispenser Glance by Mill
SA13	Apale counter basin
SA14	Mizu wall hung vanity
SA17	Shower Tray by Posh Bristol
SA18	Shower Mixer Axon by Mill
SA20	Heated Towel Rail by Kado
SA22	Paper Bin by Decor
SA23	Freestanding Bath by Kado
SA24	Floor Bath Mixer Axon by Mill
SA25	Laundry Tub Centinox by Franke
SA26	Tap Planer Swivel Spout by Franke



1 North Elevation 1 : 50

Revisions		
No	Date	Description
A	15/05/2019	CONSTRUCTION DRAWINGS

Do not scale drawings. Use figured dimensions only. Check and verify levels and dimensions on site prior to commencement of any work, the preparation of drawings or the fabrication of components.
This drawing is copyright and can not be reproduced without written consent.

Client
Marion & Will Baker

True North

Billy Blue College of Design
46-52 Mountain Street, Ultimo, NSW 2007, Australia
+61 (0)2 9999 9999

Project
IDR304A Assessment Brief 2

545/46 Baywater Drive,
Wentworth Point, NSW, 2127
Project number
19.001

Drawing Title
North Elevation

Drawing Status
**CONSTRUCTION DRAWINGS
NOT FOR CONSTRUCTION**

Scale
1:50
Drawing No
A10
Issue
A

Date
15/05/2019
Drawn by
RM

LEGEND

GRAPHIC SYMBOLS	
	Existing Walls
	Surrounding Tenancies
	Concrete Slab
	Stone
	Insulation
	MDF
	Glass
	Tile
	Steel
	Plasterboard
	GPO
	Timber Stud Structure
	Membrane
	Fibre Cement

WALL TYPES	
	Dry-Dry Wall - Timber Stud 50x100mm with 13mm PB on either side
	Dry-Wet Wall - Timber Stud 50x100mm with 13 PB on one side and 13mm fibre cement, 2mm glue and 10mm tile on the other side
	Wet-Wet Wall - Timber Stud 50x100mm with 13mm fibre cement, 2mm glue and 10mm tile on other side
	Timber Stud 50x100mm with 13mm fibre cement, 2mm glue and 10mm tile on the other side
	13mm Fibre cement, 2mm glue and 10mm tile on the existing wall
	Plasterboard wall

DOOR AND WINDOW TYPES	
	Easyscreen Alair Win Powerlouvre Stronghold by Brecozey 2200x2000mm
	Filmuro Flush Door by Garfol 2400x900mm
	E2 bi-fold Door by Centor 2200mmx2600mm
	E2 bi-fold Door by Centor 4850mmx2600mm

ABBREVIATIONS			
ADJ	Adjustable	KB	Kickboard
AP	Appliance	LI	Lighting
AR	Archwork	MDF	Medium Density Fibreboard
BT	Benchtop	OS	Open Shelving
DWR	Drawer	P	Pantry
AC	Air Conditioner	PB	Plasterboard
COS	Check On Site	PCLY	Polyurethane Finish
EQ	Equipment	SB	Skirtingboard
FC	Fabrication	SKB	Skirtingboard
FCL	Finished Ceiling Level	SL	Shalobone
FFL	Finished Floor Level	SS	Stainless Steel
FJ	Furniture	JO	Joinery
FXD	Fixed Shelving		
GPO	General Power Outlet		

Key Value	Keynote Text
AP01	50's Retro Style Aesthetic Fridge by Smeg
AP02	Fully Integrated Dishwasher by Smeg
AP05	Recycle Wall Mounted Rangehood Mini OM by Elica
AP06	7kg Washing Machine by Miele
AP12	Smeg Cooktop
EQ08	iMac Desktop by Apple
EQ09	iMac keyboard and Mouse by Apple
EQ10	Kenwood Toaster
FU04	Aluminium Bed Sofa by MDF Italia
FU09	Benson Coffee Table by Minotti
FU12	Charlie 3 Seater Sofa by Jordan
FU15	Low Table Kyo by Jordan
FU18	Flow Chair by MDF Italia
FU20	Armchair Glasses by Moroso
FU23	Lucia Knights Bridge Coffee Table
FU25	Milke Upright Armless Chair
FU26	Ketta Bitta Daybed
FU27	Outdoor Altara Coffee Table
FU28	Ketta Mala Armchair
FU29	Ketta ZigZag Fire pit
FU30	Ketta Mesh Sofa
L20	
LI01	Mask Desk lamp by Moooi
LI02	Amis de Jean Pendant by Ligne Roset
LI03	Mama Floor Lamp by Ligne Roset
LI08	Wall Mounted Light Polence by Vitra
LI10	Abalis Table Lamp by Piretti
LI12	Double GPO Linea by HPM
MA02	Oak Timber Flooring
MA03	Ceiling Finish Timber
MA05	Solid Polished Timber Oak
MA06	Toughened Glass
MA08	Carrara Marble Benchtop
MA09	Mirror
MA11	Di Lorenzo Floor Finish Tile
MA12	Timber Veneer Joinery
MA13	Stone
MA14	Brass Metal for joinery handles
MA15	Terrace white paint SW by Dulux
MA16	Di Lorenzo Industrial wall tile
MA17	Di Lorenzo E-Street Naturale Sand Finish
MA18	Steel Stair Balustrade
MA19	Finished rvene lammax wardrobe
MA20	Ensuite Solid Oak Timber
SA02	Basin Mixer Axon by Mill
SA03	Bottle Trap by Mizu
SA05	Toilet Wall Hung Zero50 by Roger Seller
SA07	Button Plate by Hideaway
SA08	Paper Holder Glance by Mill
SA09	Toilet Brush Holder Glance by Mill
SA10	Wall Soap Dispenser Glance by Mill
SA13	Apale counter basin
SA14	Mizu wall hung vanity
SA17	Shower Tray by Posh Bristol
SA18	Shower Mixer Axon by Mill
SA20	Heated Towel Rail by Kado
SA22	Paper Bin by Decor
SA23	Freestanding Bath by Kado
SA24	Floor Bath Mixer Axon by Mill
SA25	Laundry Tub Centinox by Franke
SA26	Tap Planer Swivel Spout by Franke



1 East Elevation
1 : 50



Revisions		
No	Date	Description
A	15/05/2019	CONSTRUCTION DRAWINGS

Do not scale drawings. Use figured dimensions only. Check and verify levels and dimensions on site prior to commencement of any work, the preparation of drawings or the fabrication of components. This drawing is copyright and can not be reproduced without written consent.

Client
Marion & Will Baker

True North

Billy Blue College of Design
46-52 Mountain Street, Ultimo, NSW 2007, Australia
+61 (0)2 9999 9999

Project
IDR304A Assessment Brief 2

545/46 Baywater Drive,
Wentworth Point, NSW, 2127

Project number
19.001

Drawing Title
East Elevation

Drawing Status
**CONSTRUCTION DRAWINGS
NOT FOR CONSTRUCTION**

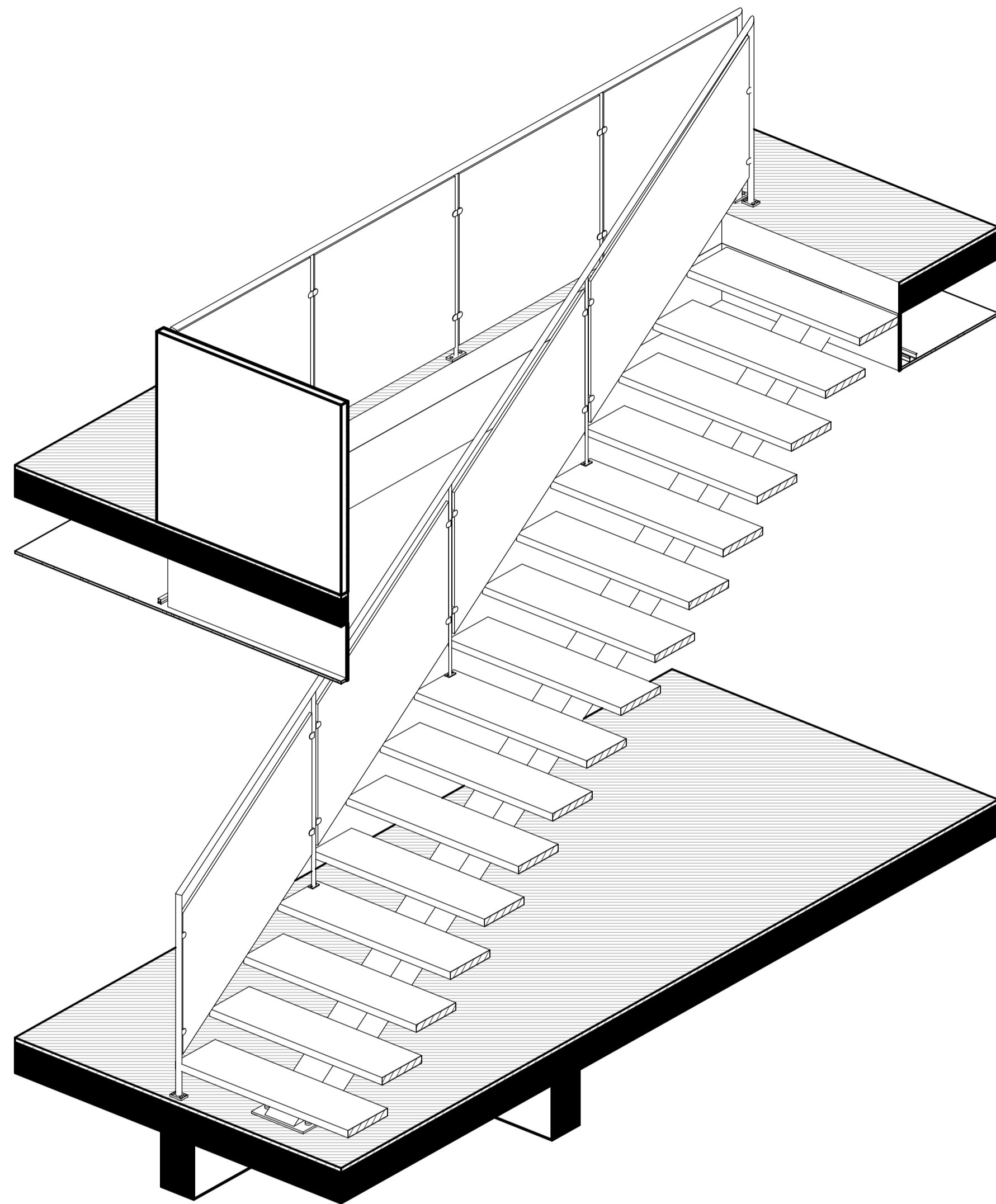
Scale
1:50

Drawing No
A11

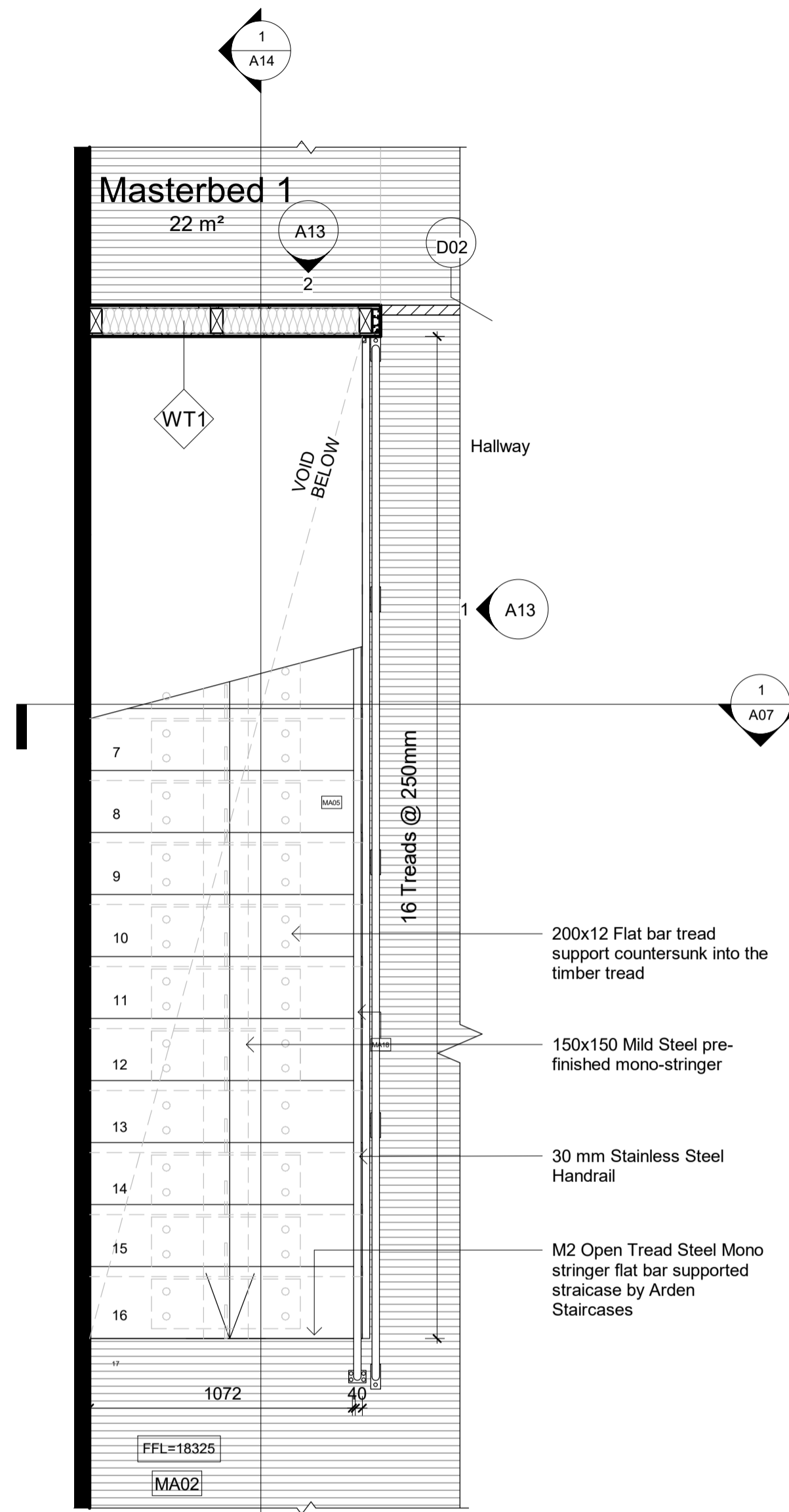
Issue
A

Date
15/05/2019

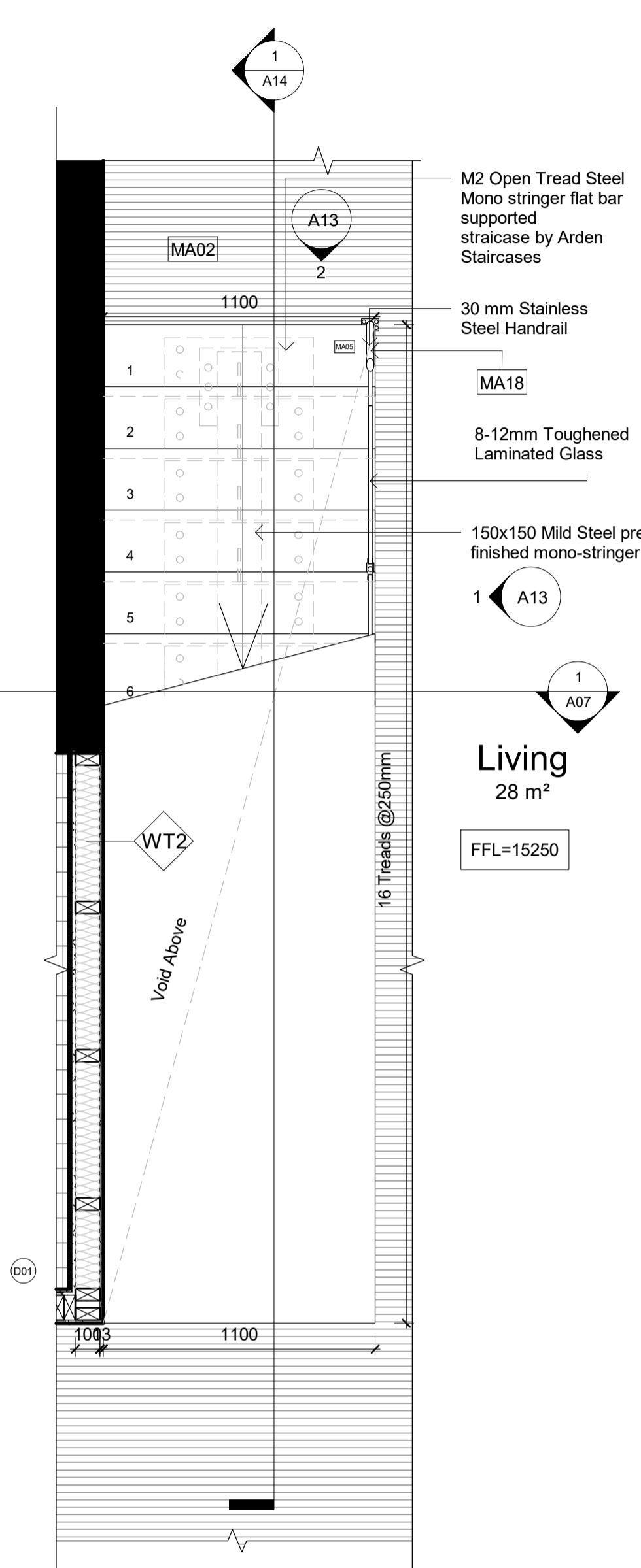
Drawn by
RM



3 Staircase Isometric



2 Stair Upper Plan
1 : 20



1 Stair Lower Plan
1 : 20

LEGEND

GRAPHIC SYMBOLS	
	Existing Walls
	Surrounding Tenancies
	Concrete Slab
	Stone
	Insulation
	MDF
	Glass
	Tile
	Steel
	Plasterboard
	GPO
	Timber Stud Structure
	Membrane
	Fibre Cement

WALL TYPES	
	WT1 Dry-Dry Wall - Timber Stud 50x100mm with 13mm PB on either side
	WT2 Dry-Wet Wall - Timber Stud 50x100mm with 13 PB on one side and 13mm fibre cement, 2mm glue and 10mm tile on the other side
	WT3 Wet-Wet Wall - Timber Stud 50x100mm with 13mm fibre cement, 2mm glue and 10mm tile on either side
	WT4 Timber Stud 50x100mm with 13mm fibre cement, 2mm glue and 10mm tile on the other side
	WT5 13mm Fibre cement, 2mm glue and 10mm tile on the existing wall
	WT6 Plasterboard wall

DOOR AND WINDOW TYPES	
	W01 Easyroom Albar Win Powerlouvre Stronghold by Breweasy 2200x2000mm
	D01 Filmaro Flush Door by Geaffol 2400x900mm
	D02 E2 bi-fold Door by Centor 2200mmx2600mm
	D03 E2 bi-fold Door by Centor 4850mmx2600mm

ABBREVIATIONS			
ADJ	Adjustable	KB	Keyboard
AP	Appliances	LI	Lighting
AR	Archwork	MDF	Medium Density Fibreboard
BT	Benchtop	OS	Open Shelving
DWR	Drawer	P	Partly
AC	Air Conditioner	PB	Plasterboard
CDS	Check On Site	POLY	Polyurethane Finish
EQ	Equipment	SB	Spashback
FC	Fibrement	SHB	Shelvingboard
FCL	Finished Ceiling Level	SL	Shabware
FFL	Finished Floor Level	SS	Stainless Steel
FU	Furniture	JO	Joinery
FZO	Fixed Shelving		
GPO	General Power Outlet		

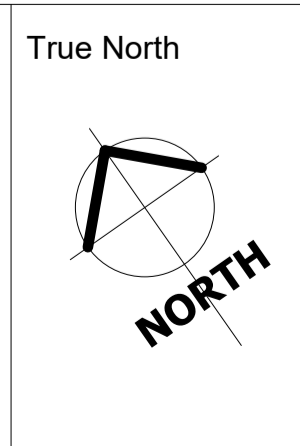
Key Value	Keynote Text
AP01	S0's Retro Style Aesthetic Fridge by Smeg
AP02	Fully Integrated Dishwasher by Smeg
AP05	Recycle Wall Mounted Rangehood Mini OM by Elica
AP06	7kg Washing Machine by Miele
AP12	Smeg Cooktop
EQ08	Mac Desktop by Apple
EQ09	iMac keyboard and Mouse by Apple
EQ10	Kenwood Toaster
FU04	Aluminium Bed Soft by MDF Italia
FU09	Benson Coffee Table by Miroslav
FU12	Charlie 3 Seater Sofa by Jordan
FU15	Low Table Kyo by Jordan
FU18	Flow Chair by MDF Italia
FU20	Armchair Clarissa by Monaco
FU23	Lucia Knights Bridge Coffee Table
FU25	Millie Upright Armless Chair
FU26	Kettal Bitta Daybed
FU27	Outdoor Albarra Coffee Table
FU28	Kettal Mala Armchair
FU29	Ketta ZigZag Fire pit
FU30	Kettal Mesh Sofa
L20	Mask Desk lamp by Moooi
LI01	Amis de Jean Pendant by Ligne Roset
LI02	Mama Floor Lamp by Ligne Roset
LI03	Wall Mounted Light Potence by Vitra
LI08	Abale Table Lamp by Piretti
LI10	Double GPO Linea by HPM
LI12	Oak Timber Flooring
MA02	Ceiling Finish Timber
MA03	Solid Polished Timber Oak
MA05	Toughened Glass
MA08	Carrarra Marble Benchtop
MA09	Mirror
MA11	DI Lorenzo Floor Finish Tile
MA12	Timber Vaneer Joinery
MA13	Stone
MA14	Brass Metal for joinery handles
MA15	Terrace white paint 9W by Dulux
MA16	DI Lorenzo Industrial wall tile
MA17	DI Lorenzo E-Street Naturale Sand Finish
MA18	Steel Stair Balustrade
MA19	Finished rivine laminex wardrobe
MA20	Ensuite Solid Oak Timber
SA02	Basin Mixer Axon by Mill
SA03	Bottle Trap by Mizu
SA05	Toilet Wall Hung Zero50 by Roger Seller
SA07	Button Plate by Hideaway
SA08	Paper Holder Glance by Mill
SA09	Toilet Brush Holder Glance by Mill
SA10	Wall Soap Dispenser Glance by Mill
SA13	Apale counter basin
SA14	Mizu wall hung vanity
SA17	Shower Tray by Posh Bristol
SA18	Shower Mixer Axon by Mill
SA20	Heated Towel Rail by Kado
SA22	Paper Bin by Decor
SA23	Freestanding Bath by Kado
SA24	Floor Bath Mixer Axon by Mill
SA25	Laundry Tub Centinox by Franke
SA26	Tap Planer Siwel Spout by Franke



Revisions		
No	Date	Description
A	15/05/2019	CONSTRUCTION DRAWINGS

Do not scale drawings. Use figured dimensions only. Check and verify levels and dimensions on site prior to commencement of any work, the preparation of drawings or the fabrication of components. This drawing is copyright and can not be reproduced without written consent.

Client
Marion & Will Baker

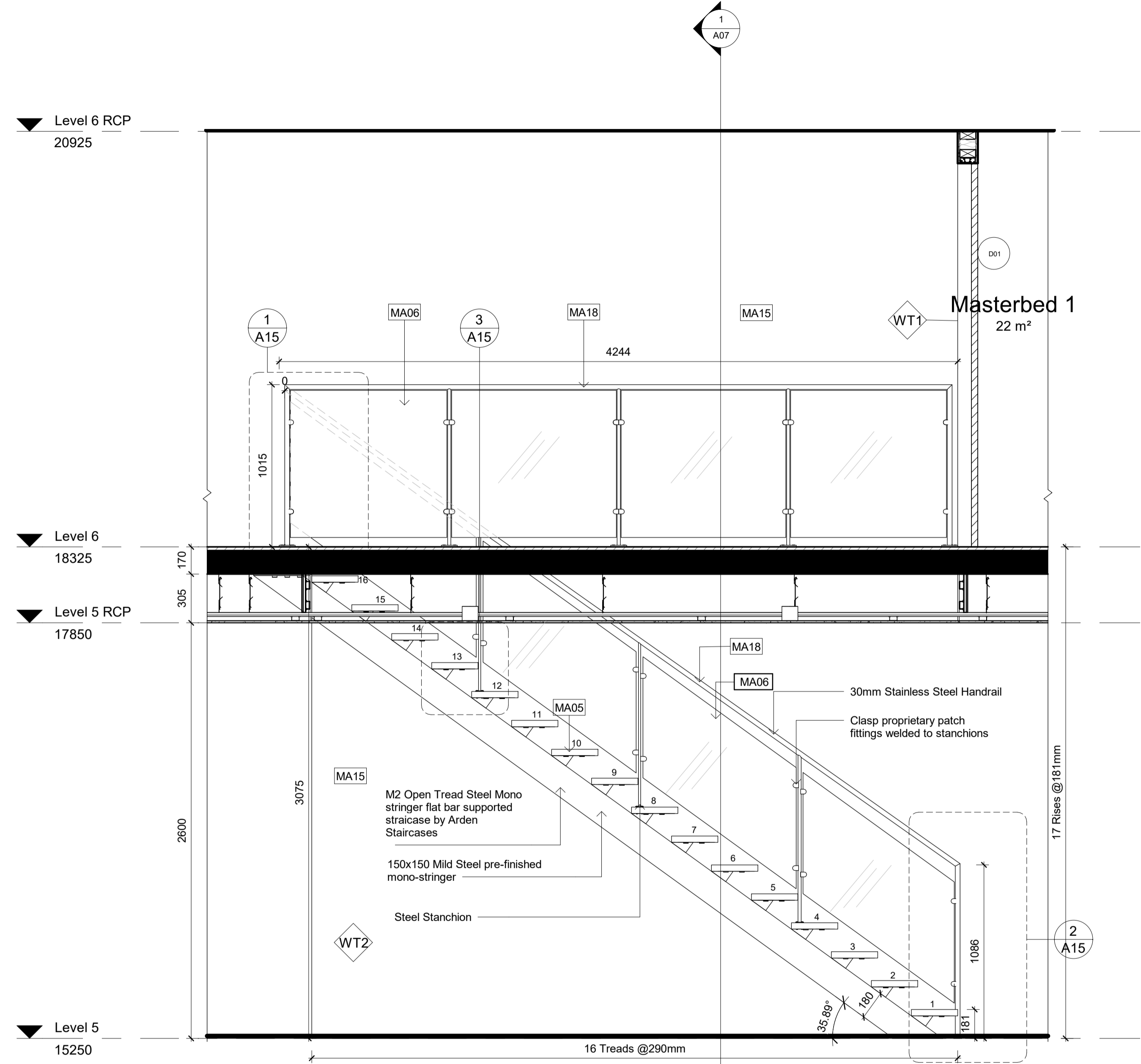
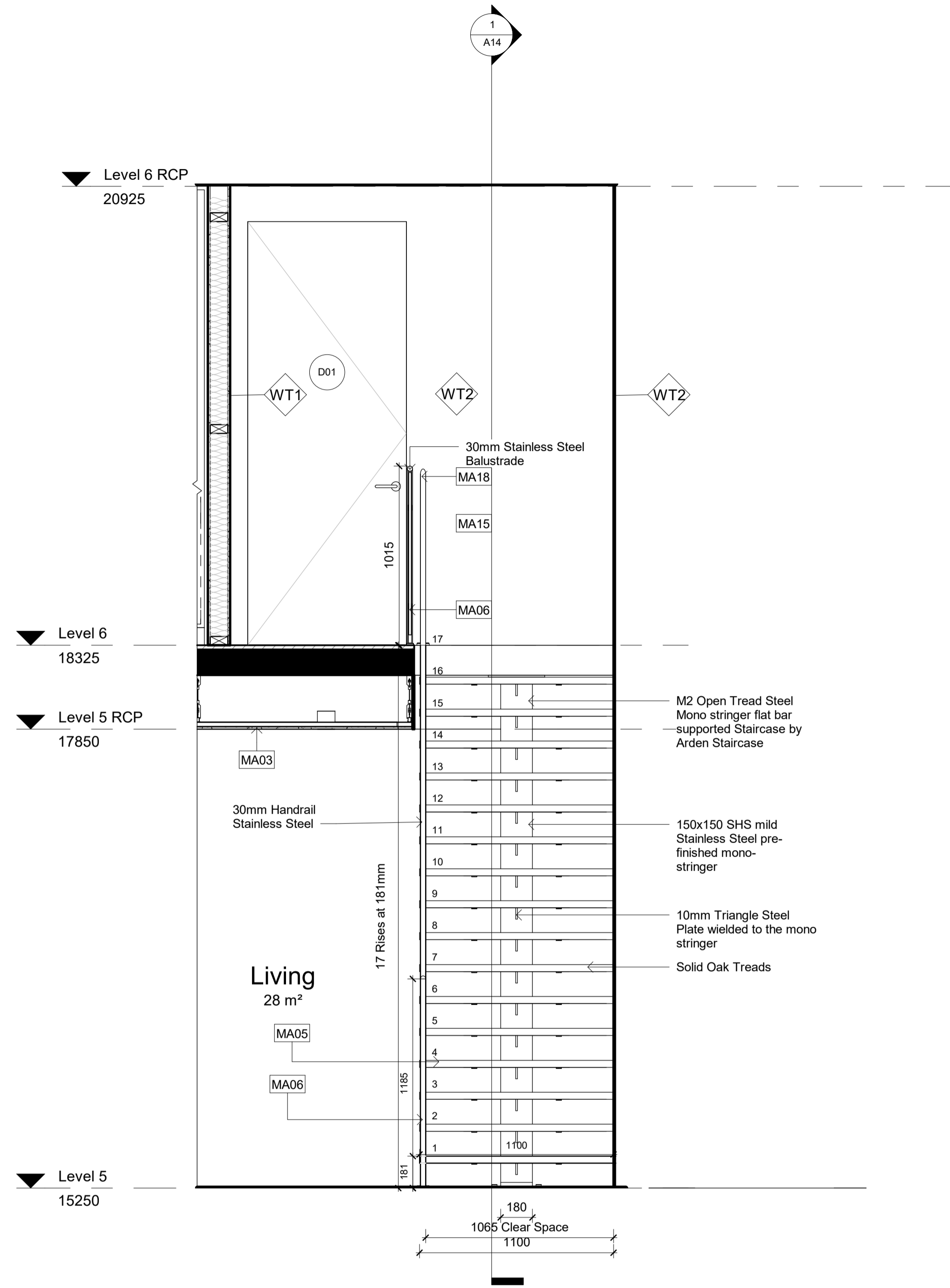


True North
Billy Blue College of Design
46-52 Mountain Street, Ultimo, NSW 2007, Australia
+61 (0)2 9999 9999
BILLY BLUE COLLEGE OF DESIGN
TORRENS UNIVERSITY AUSTRALIA
LAUREATE INTERNATIONAL UNIVERSITIES

Project
IDR304A Assessment Brief 2
545/46 Baywater Drive,
Wentworth Point, NSW, 2127
Project number
19.001

Drawing Title
Stair Lower & Upper Plans, Isometric
Drawing Status
CONSTRUCTION DRAWINGS NOT FOR CONSTRUCTION

Scale
1:20
Drawing No
A12
Issue
A
Date
15/05/2019
Drawn by
RM



LEGEND

GRAPHIC SYMBOLS	
	Existing Walls
	Surrounding Tenancies
	Concrete Slab
	Stone
	Insulation
	MDF
	Glass
	Tile
	Steel
	Plasterboard
	GPO
	Timber Stud Structure
	Membrane
	Fibre Cement

WALL TYPES	
	Dry-Dry Wall - Timber Stud 50x100mm with 13mm PB on either side
	Dry-Wet Wall - Timber Stud 50x100mm with 13 PB on one side and 13mm fibre cement, 2mm glue and 10mm tile on the other side
	Wet-Wet Wall - Timber Stud 50x100mm with 13mm fibre cement, 2mm glue and 10mm tile on either side
	Timber Stud 50x100mm with 13mm fibre cement, 2mm glue and 10mm tile on the other side
	13mm Fibre cement, 2mm glue and 10mm tile on the existing wall
	Plasterboard wall

DOOR AND WINDOW TYPES	
	Easyscreen Altab Win Powerflexure Stronghold by Brecovery 2200x2000mm
	Filmuro Flush Door by Garfish 2400x800mm
	E2 bi-fold Door by Centor 2200mmx2600mm
	E2 bi-fold Door by Centor 4850mmx2600mm

ABBREVIATIONS			
ADJ	Adjustable	KB	Keyboard
AP	Appliances	LI	Lighting
AR	Archwork	MDF	Medium Density Fibreboard
BT	Benchtop	OS	Open Shelving
AC	Air Conditioner	P	Partly
DWR	Drawer	PB	Plasterboard
CS	Check On Site	POLY	Polyurethane Finish
EQ	Equipment	SB	Stairboard
FC	Fabrication	SKB	Skirtingboard
FCL	Finished Ceiling Level	SL	Stainless Steel
FLL	Finished Floor Level	SS	Stainless Steel
FU	Furniture	JO	Joinery
FSD	Fixed Shelving		
GPO	General Power Outlet		

Key Value	Keynote Text
AP01	50's Retro Style Aesthetic Fridge by Smeg
AP02	Fully Integrated Dishwasher by Smeg
AP05	Recycle Wall Mounted Rangehood Mini OM by Elica
AP06	7kg Washing Machine by Miele
AP12	Smeg Cooktop
EQ08	Mac Desktop by Apple
EQ09	Mac keyboard and Mouse by Apple
EQ10	Kenwood Toaster
FU04	Aluminum Bed Soft by MDF Italia
FU09	Benson Coffee Table by Minotti
FU12	Charlie 3 Seater Sofa by Jordan
FU15	Low Table Kyo by Jordan
FU18	Flow Chair by MDF Italia
FU20	Armchair Classics by Moroso
FU23	Lucia Knights Bridge Coffee Table
FU25	Mille Upright Armless Chair
FU26	Ketta Bitta Daybed
FU27	Outdoor Altara Coffee Table
FU28	Ketta Mala Armchair
FU29	Ketta ZigZag Fire pit
FU30	Ketta Mesh Sofa
L20	Mask Desk lamp by Moooi
L01	Amis de Jean Pendant by Ligne Roset
L03	Mama Floor Lamp by Ligne Roset
L08	Wall Mounted Light Potence by Vitra
L10	Abatis Table Lamp by Pirechitta
L12	Double GPO Linea by HPM
MA02	Oak Timber Flooring
MA03	Ceiling Finish Timber Oak
MA05	Solid Polished Timber Oak
MA06	Toughened Glass
MA08	Carrara Marble Benchtop
MA09	Mirror
MA11	DI Lorenzo Floor Finish Tile
MA12	Timber Vaneer Joinery
MA13	Stone
MA14	Brass Metal for joinery handles
MA15	Terrace white paint 9W by Dulux
MA16	DI Lorenzo Industrial wall tile
MA17	DI Lorenzo E-Street Naturale Sand Finish
MA18	Steel Stair Balustrade
MA19	Finished rivene laminax wardrobe
MA20	Ensuite Solid Oak Timber
SA02	Basin Mixer Axon by Milli
SA03	Bottle Trap by Mizu
SA05	Toilet Wall Hung Zero50 by Roger Seller
SA07	Button Plate by Hidesaway
SA08	Paper Holder Glance by Milli
SA09	Toilet Brush Holder Glance by Milli
SA10	Wall Soap Dispenser Glance by Milli
SA13	Apale counter basin
SA14	Mizu wall hung vanity
SA17	Shower Tray by Posh Bristol
SA18	Shower Mixer Axon by Milli
SA20	Heated Towel Rail by Kado
SA22	Paper Bin by Decor
SA23	Freestanding Bath by Kado
SA24	Floor Bath Mixer Axon by Milli
SA25	Laundry Tub Centinox by Franke
SA26	Tap Planer Swivel Spout by Franke



Revisions		
No	Date	Description
A	15/05/2019	CONSTRUCTION DRAWINGS

Do not scale drawings. Use figured dimensions only. Check and verify levels and dimensions on site prior to commencement of any work, the preparation of drawings or the fabrication of components. This drawing is copyright and can not be reproduced without written consent.

Client
Marion & Will Baker

True North

Billy Blue College of Design
46-52 Mountain Street, Ultimo, NSW 2007, Australia
+61 (0)2 9999 9999

Project
IDR304A Assessment Brief 2

545/46 Baywater Drive,
Wentworth Point, NSW, 2127

Project number
19.001

Drawing Title
Stair Elevations 1 & 2

Drawing Status
CONSTRUCTION DRAWINGS NOT FOR CONSTRUCTION

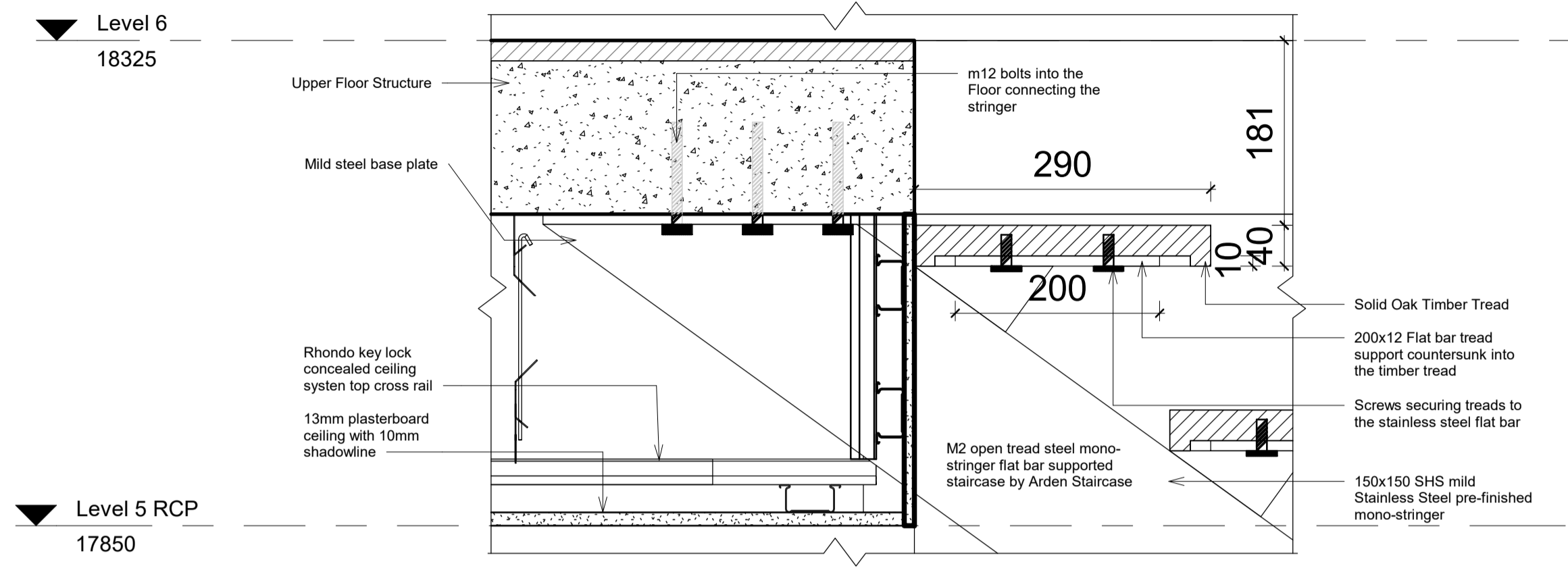
Scale
1:20

Date
15/05/2019

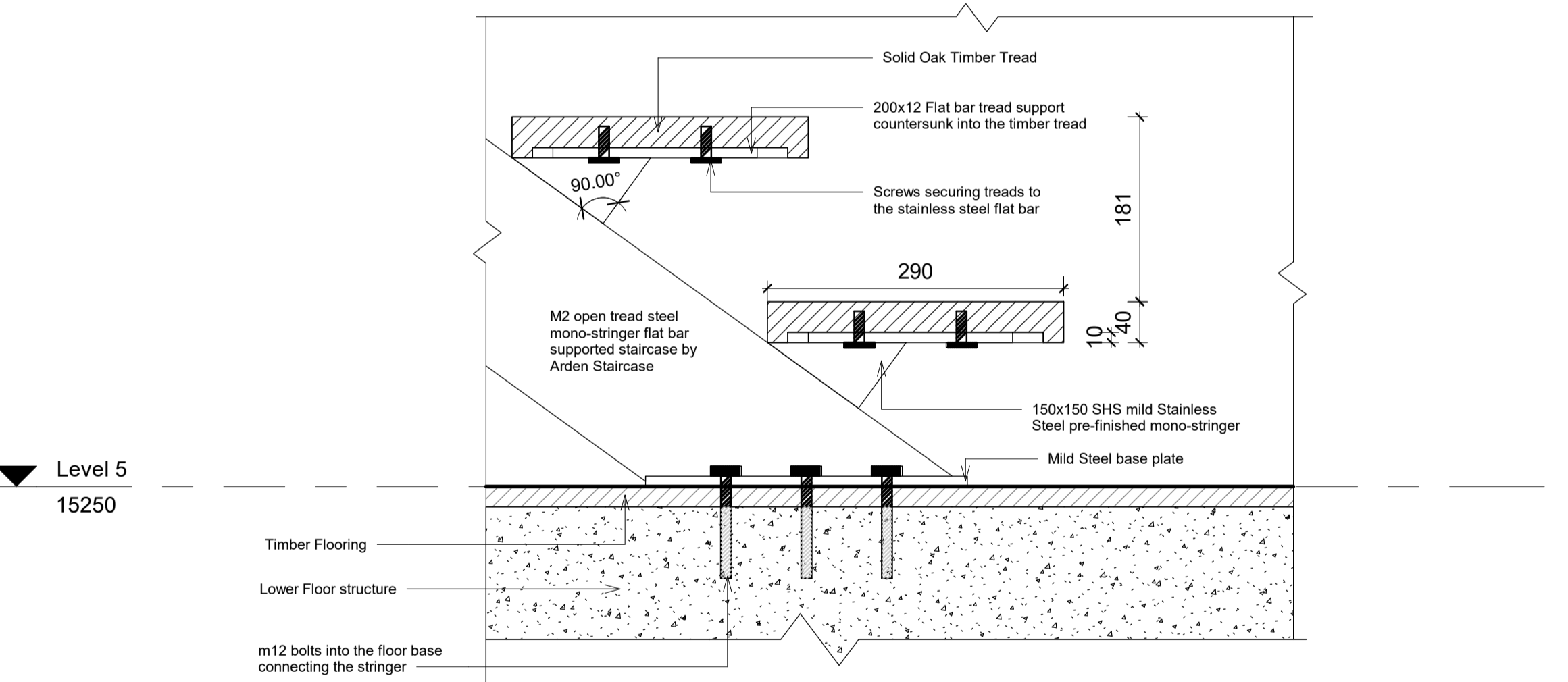
Drawn by
RM

Drawing No
A13

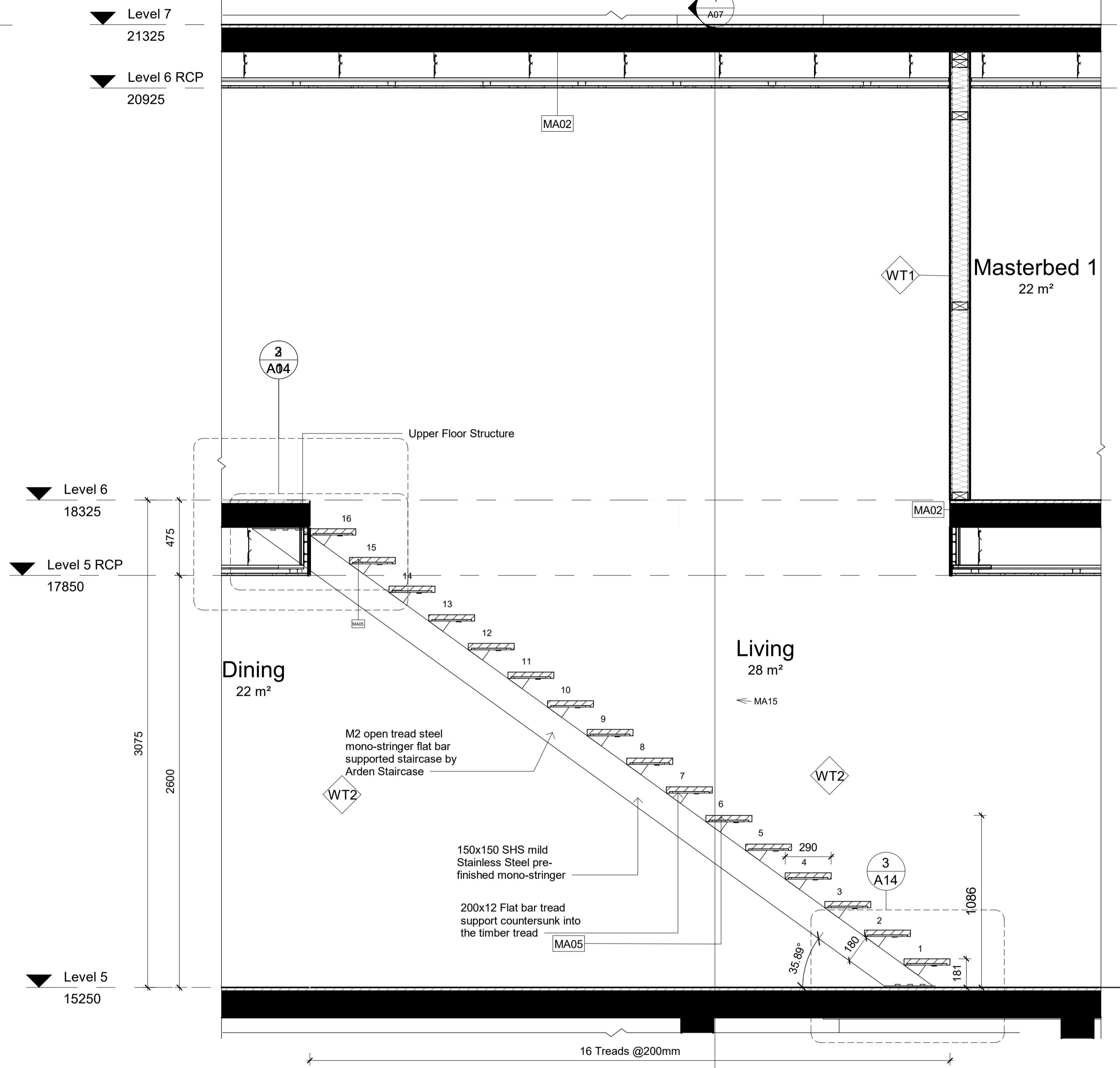
Issue
A



2 Stair Section of Junction w/ floor Structure 2
1:5

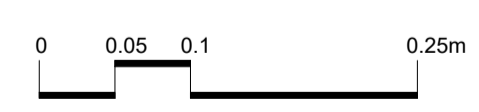


3 Stair Section of Junction w/floor structure 1
1:5

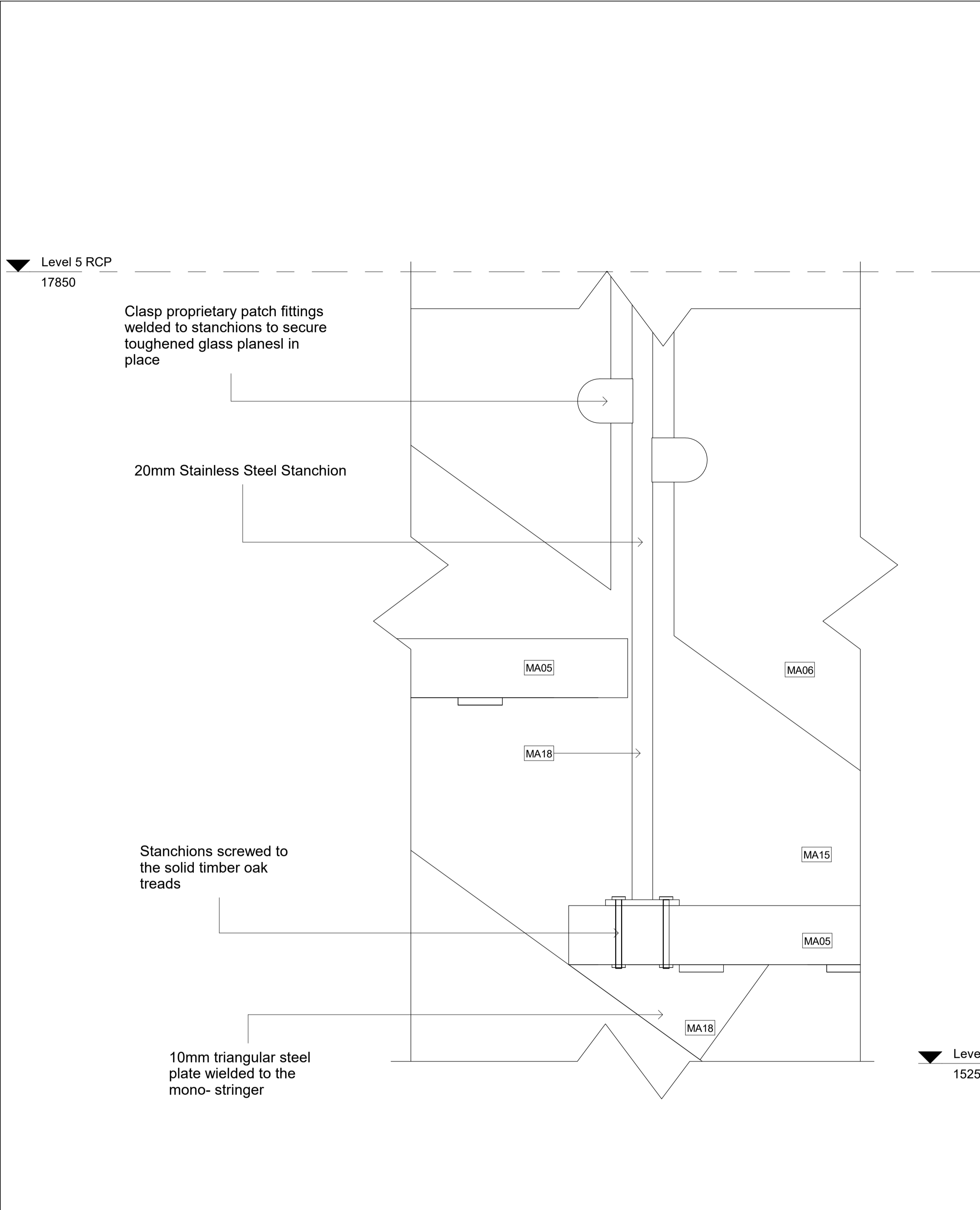


1 Stair Section 1
1:20

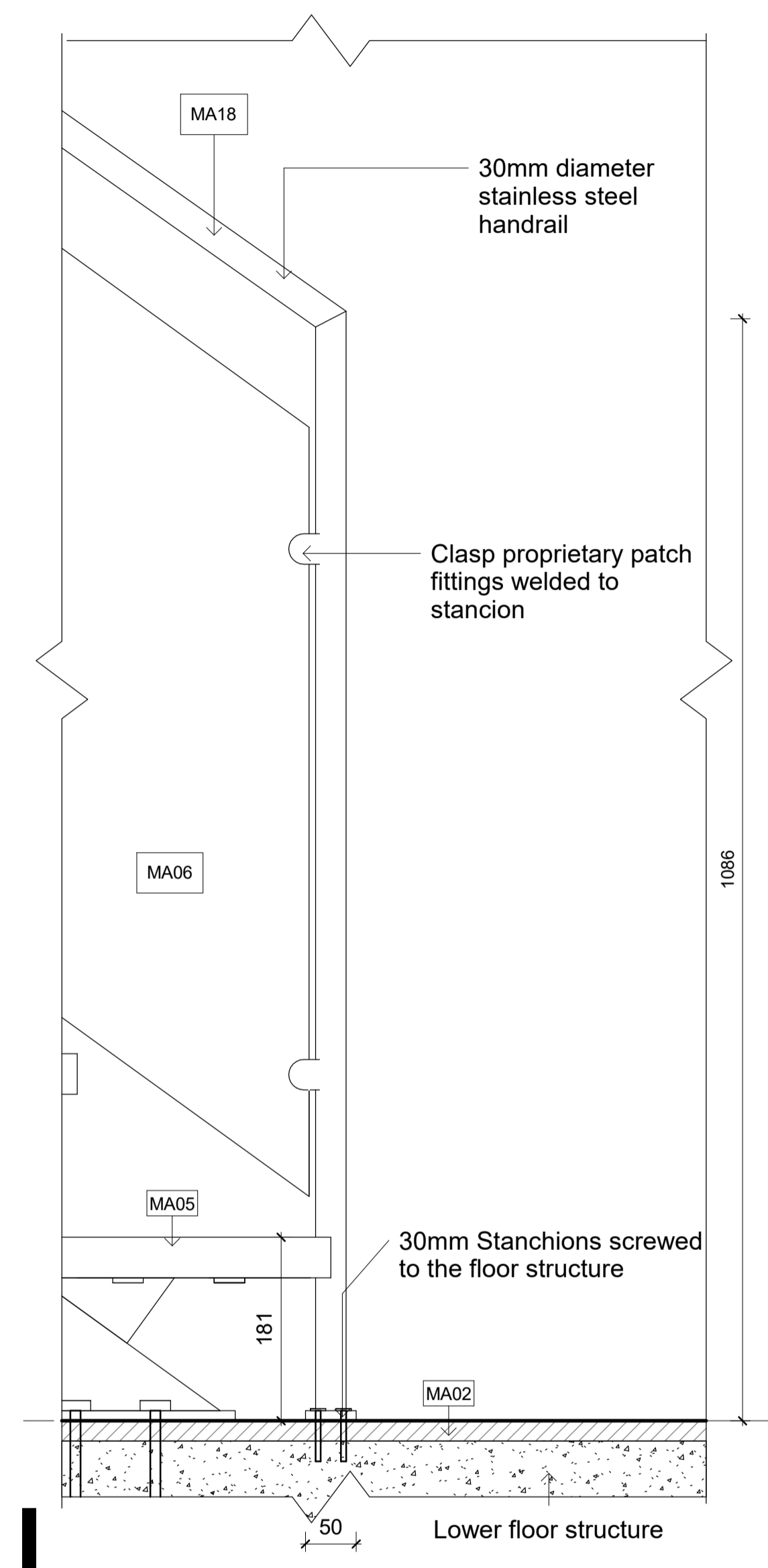
LEGEND			
GRAPHIC SYMBOLS			
	Existing Walls		Tile
	Surrounding Tenancies		Steel
	Concrete Slab		Plasterboard
	Stone		GPO
	Insulation		Timber Stud Structure
	MDF		Membrane
	Glass		Fibre Cement
WALL TYPES			
	WT1	Dry-Dry Wall - Timber Stud 50x100mm with 13mm PB on either side	
	WT2	Dry-Wet Wall - Timber Stud 50x100mm with 13 PB on one side and 13mm fibre cement, 2mm glue and 10mm tile on the other side	
	WT3	Wet-Wet Wall - Timber Stud 50x100mm with 13mm fibre cement, 2mm glue and 10mm tile on either side	
	WT4	Timber Stud 50x100mm with 13mm fibre cement, 2mm glue and 10mm tile on the other side	
	WT5	13mm Fibre cement, 2mm glue and 10mm tile on the existing wall	
	WT6	Plasterboard wall	
DOOR AND WINDOW TYPES			
	W01	EasyScreen Altab Win Powerouvre Stronghold by Breweazy 220x200mm	
	D01	Filomuro Flush Door by Gerfoli 2400x900mm	
	D02	E2 bi-fold Door by Centor 2200mmx2600mm	
	D03	E2 bi-fold Door by Centor 4850mmx2600mm	
ABBREVIATIONS			
ADJ	Adjustable	KB	Kickboard
AP	Appliances	LI	Lighting
AR	Archwork	MDF	Medium Density Fibreboard
BT	Benchmark	OS	Open Shaking
DWR	Drawer	P	Partly
AC	Air Conditioner	PB	Plasterboard
COS	Check On Site	POLY	Polyurethane Finish
EQ	Equipment	SB	Spacelock
FC	Fabrication	SKB	Skirtingboard
FEL	Finished Ceiling Level	SS	Stainless Steel
FLL	Finished Floor Level	SZ	Showerzone
FU	Furniture	JO	Joinery
FZO	Fixed Shaving		
GPO	General Power Outlet		
Key Value Keynote Text			
AP01	50's Retro Style Aesthetic Fridge by Smeg		
AP02	Fully Integrated Dishwasher by Smeg		
AP05	Recycle Wall Mounted Rangehood Mini OM by Elica		
AP06	7kg Washing Machine by Miele		
AP12	Smeg Cooktop		
EQ08	Mac Desktop by Apple		
EQ09	iMac keyboard and mouse by Apple		
EQ10	Kenwood Toaster		
FU04	Aluminium Bed Soft by MDF Italia		
FU09	Benson Coffee Table by Mirroli		
FU12	Charlie 3 Seater Sofa by Jordan		
FU15	Low Table Kyo by Jordan		
FU18	Flow Chair by MDF Italia		
FU20	Armchair Clarissa by Moroso		
FU23	Lucia Knights Bridge Coffee Table		
FU25	Millie Upright Armless Chair		
FU26	Kettal Bitta Daybed		
FU27	Outdoor Altabra Coffee Table		
FU28	Kettal Maia Armchair		
FU29	Ketta ZigZag Fire pit		
FU30	Kettal Mesh Sofa		
L20	Mask Desk lamp by Moooi		
LI01	Amis de Jean Pendant by Ligne Roset		
LI03	Mama Floor Lamp by Ligne Roset		
LI08	Wall Mounted Light Potence by Vitra		
LI10	Abale Table Lamp by Pasachina		
LI12	Double GPO Linea by HPM		
MA02	Oak Timber Flooring		
MA03	Ceiling Finish Timber		
MA05	Solid Polished Timber Oak		
MA06	Toughened Glass		
MA08	Carrara Marble Benchtop		
MA09	Mirror		
MA11	DI Lorenzo Floor Finish Tile		
MA12	Timber Vaneer Joinery		
MA13	Stone		
MA14	Brass Metal for joinery handles		
MA15	Terrace white paint 9W by Dulux		
MA16	DI Lorenzo Industrial wall tile		
MA17	DI Lorenzo E- Street Naturale Sand Finish		
MA18	Steel Stair Balustrade		
MA19	Finished rivene laminex wardrobe		
MA20	Ensuite Solid Oak Timber		
SA02	Basin Mixer Axon by Mill		
SA03	Bottle Trap by Mizu		
SA05	Toilet Wall Hung Zero50 by Roger Seller		
SA07	Button Plate by Hideaway		
SA08	Paper Holder Glance by Mill		
SA09	Toilet Brush Holder Glance by Mill		
SA10	Wall Soap Dispenser Glance by Mill		
SA13	Apple counter basin		
SA14	Mizu wall hung vanity		
SA17	Shower Tray by Posh Bristol		
SA18	Shower Mixer Axon by Mill		
SA20	Heated Towel Rail by Kado		
SA22	Paper Bin by Decor		
SA23	Freestanding Bath by Kado		
SA24	Floor Bath Mixer Axon by Mill		
SA25	Laundry Tub Centinox by Franke		
SA26	Tap Planer Siwel Spout by Franke		



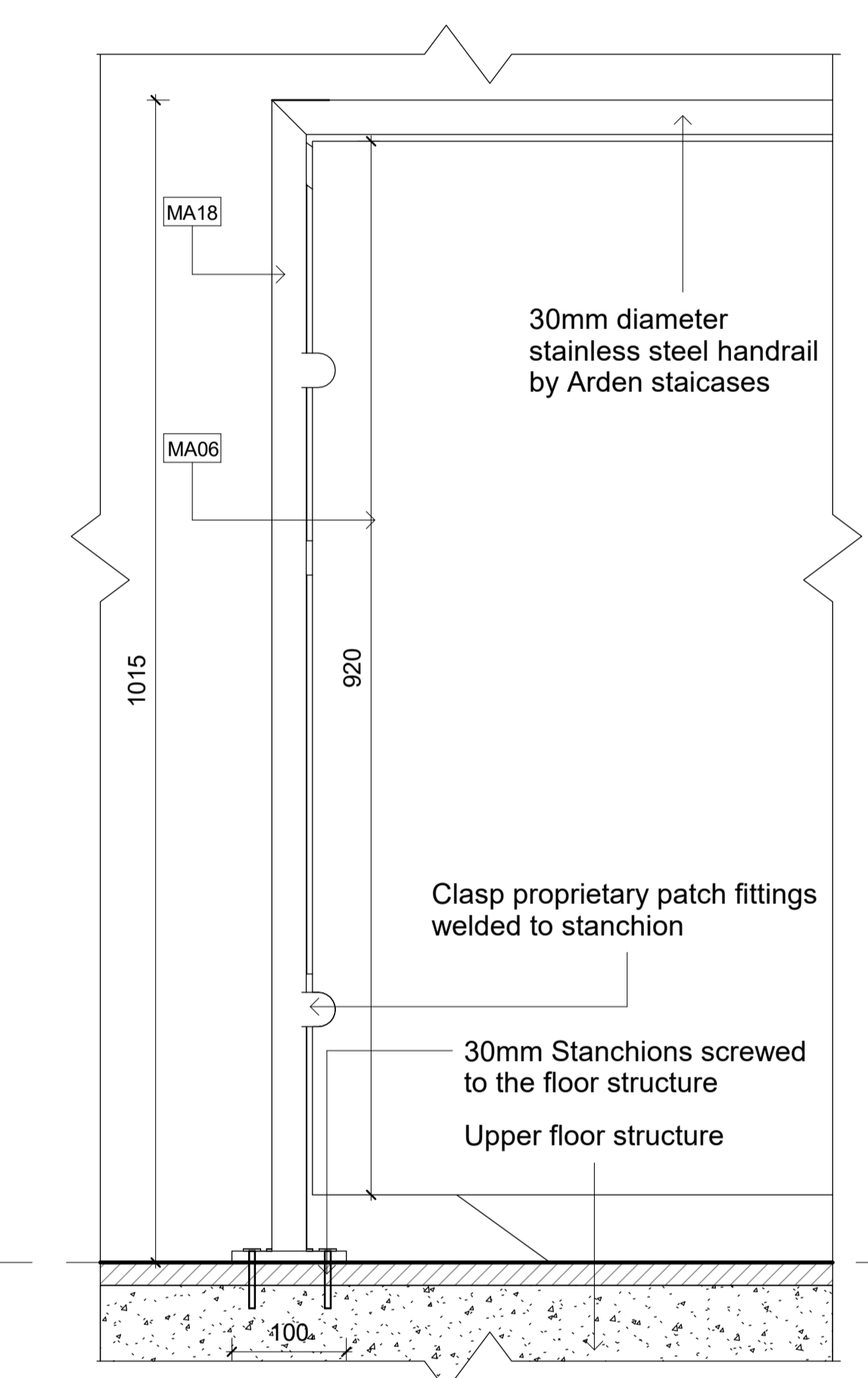
<table border="1"> <thead> <tr> <th colspan="3">Revisions</th> </tr> <tr> <th>No</th> <th>Date</th> <th>Description</th> </tr> </thead> <tbody> <tr> <td>A</td> <td>15/05/2019</td> <td>CONSTRUCTION DRAWINGS</td> </tr> </tbody> </table>	Revisions			No	Date	Description	A	15/05/2019	CONSTRUCTION DRAWINGS	<p>Do not scale drawings. Use figured dimensions only. Check and verify levels and dimensions on site prior to commencement of any work, the preparation of drawings or the fabrication of components. This drawing is copyright and can not be reproduced without written consent.</p>	<p>Client Marion & Will Baker</p>	<p>True North</p>	<p>Billy Blue College of Design 46-52 Mountain Street, Ultimo, NSW 2007, Australia +61 (0)2 9999 9999</p> <p></p> <p></p> <p></p>	<p>Project IDR304A Assessment Brief 2</p> <p>545/46 Baywater Drive, Wentworth Point, NSW, 2127</p> <p>Project number 19.001</p>	<p>Drawing Title Stair Section 1</p> <p>Drawing Status CONSTRUCTION DRAWINGS NOT FOR CONSTRUCTION</p>	<p>Scale As Shown</p> <p>Drawing No A14</p> <p>Issue A</p> <p>Date 15/05/2019</p> <p>Drawn by RM</p>
Revisions																
No	Date	Description														
A	15/05/2019	CONSTRUCTION DRAWINGS														



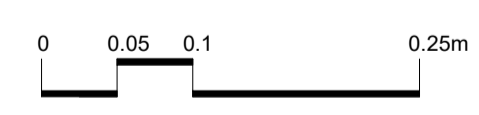
3 Balustrade Detail Elevation
1 : 2



2 Handrail Elevation Detail 2
1 : 5



1 Handrail Detail Elevation 1
1 : 5



LEGEND			
GRAPHIC SYMBOLS			
	Existing Walls		
	Surrounding Tenancies		
	Concrete Slab		
	Stone		
	Insulation		
	MDF		
	Glass		
	Tile		
	Steel		
	Plasterboard		
	GPO		
	Timber Stud Structure		
	Membrane		
	Fibre Cement		
WALL TYPES			
	WT1 Dry-Dry Wall - Timber Stud 50x100mm with 13mm PB on either side		
	WT2 Dry-Wet Wall - Timber Stud 50x100mm with 13 PB on one side and 13mm fibre cement, 2mm glue and 10mm tile on the other side		
	WT3 Wet-Wet Wall - Timber Stud 50x100mm with 13mm fibre cement, 2mm glue and 10mm tile on other side		
	WT4 Timber Stud 50x100mm with 13mm fibre cement, 2mm glue and 10mm tile on the other side		
	WT5 13mm Fibre cement, 2mm glue and 10mm tile on the existing wall		
	WT6 Plasterboard wall		
DOOR AND WINDOW TYPES			
	W01 EasyScreen Altair Win Powerlosure Stronghold by Brecozey 2200x2000mm		
	D01 Filomuro Flush Door by Garfal 2400x900mm		
	D02 E2 bi-fold Door by Centor 2200mmx2600mm		
	D03 E2 bi-fold Door by Centor 4850mmx2600mm		
ABBREVIATIONS			
ADJ	Adjustable	KB	Keyboard
AP	Appliances	LI	Lighting
AR	Archwork	MDF	Medium Density Fibreboard
BT	Benchtop	OS	Open Shelving
DWR	Drawer	P	Plantry
AC	Air Conditioner	PB	Plasterboard
CCS	Check On Site	POLY	Polyurethane Finish
EQ	Equipment	SB	Skirtingboard
FC	Fabrication	SKB	Skirtingboard
FCL	Finished Ceiling Level	SL	Shelving
FFL	Finished Floor Level	SS	Stainless Steel
FJ	Furniture	JO	Joinery
FXD	Fixed Shelving		
GPO	General Power Outlet		
Key Value		Keynote Text	
AP01	50's Retro Style Aesthetic Fridge by Smeg	AP02	Fully Integrated Dishwasher by Smeg
AP05	Recycle Wall Mounted Rangehood Mini OM by Elica	AP06	7kg Washing Machine by Miele
AP12	Smeg Cooktop	EQ08	iMac Desktop by Apple
EQ09	iMac keyboard and Mouse by Apple	EQ10	Kenwood Toaster
FU04	Aluminium Bed Soft by MDF Italia	FU09	Benson Coffee Table by Minotti
FU12	Charlie 3 Seater Sofa by Jordan	FU15	Low Table Kyo by Jordan
FU18	Flow Chair by MDF Italia	FU20	Armchair Clarissa by Moroso
FU23	Lucia Knights Bridge Coffee Table	FU25	Milke Upright Armless Chair
FU26	Ketta Bitta Daybed	FU27	Outdoor Altara Coffee Table
FU28	Ketta Mala Armchair	FU29	Ketta ZigZag Fire pit
FU30	Ketta Mesh Sofa	L20	
L01	Mask Desk lamp by Moooi	L02	Amis de Jean Pendant by Ligne Roset
L03	Mama Floor Lamp by Ligne Roset	L08	Wall Mounted Light Polence by Vitra
L10	Abalis Table Lamp by Piretti	L12	Double GPO Linea by HPM
MA02	Oak Timber Flooring	MA03	Ceiling Finish Timber
MA05	Solid Polished Timber Oak	MA06	Toughened Glass
MA08	Carrara Marble Benchtop	MA09	Mirror
MA11	Di Lorenzo Floor Finish Tile	MA12	Timber Vaneer Joinery
MA13	Stone	MA14	Brass Metal for joinery handles
MA15	Terrace white paint SW by Dulux	MA16	Di Lorenzo Industrial wall tile
MA17	Di Lorenzo E-Street Naturale Sand Finish	MA18	Steel Stair Balustrade
MA19	Finished rvene lammax wardrobe	MA20	Ensuite Solid Oak Timber
SA02	Basin Mixer Axon by Mill	SA03	Bottle Trap by Mizu
SA05	Toilet Wall Hung Zero50 by Roger Seller	SA07	Button Plate by Hideaway
SA08	Paper Holder Glance by Mill	SA09	Toilet Brush Holder Glance by Mill
SA10	Wall Soap Dispenser Glance by Mill	SA13	Apalce counter basin
SA14	Mizu wall hung vanity	SA17	Shower Tray by Posh Bristol
SA18	Shower Mixer Axon by Mill	SA20	Heated Towel Rail by Kado
SA22	Paper Bin by Decor	SA23	Freestanding Bath by Kado
SA24	Floor Bath Mixer Axon by Mill	SA25	Laundry Tub Centinox by Franke
SA26	Tap Planer Swivel Spout by Franke		

Revisions		
No	Date	Description
A	15/05/2019	CONSTRUCTION DRAWINGS

Do not scale drawings. Use figured dimensions only. Check and verify levels and dimensions on site prior to commencement of any work, the preparation of drawings or the fabrication of components. This drawing is copyright and can not be reproduced without written consent.

Client
Marion & Will Baker

True North

Billy Blue College of Design
46-52 Mountain Street, Ultimo, NSW 2007, Australia
+61 (0)2 9999 9999

Project
IDR304A Assessment Brief 2

545/46 Baywater Drive,
Wentworth Point, NSW, 2127

Project number
19.001

Drawing Title
Handrail detail section & elevation

Drawing Status
CONSTRUCTION DRAWINGS NOT FOR CONSTRUCTION

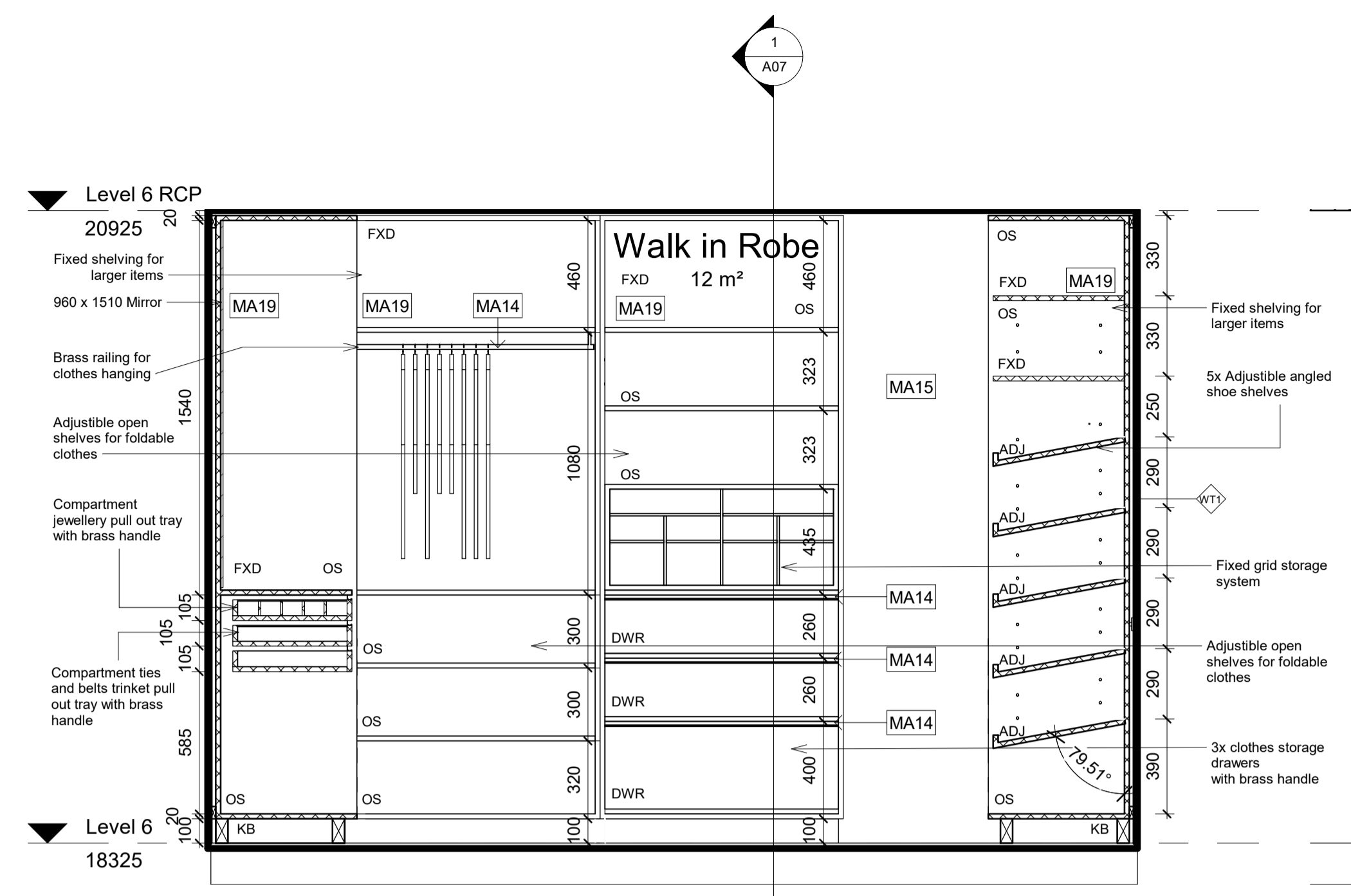
Scale
As Shown

Drawing No
A15

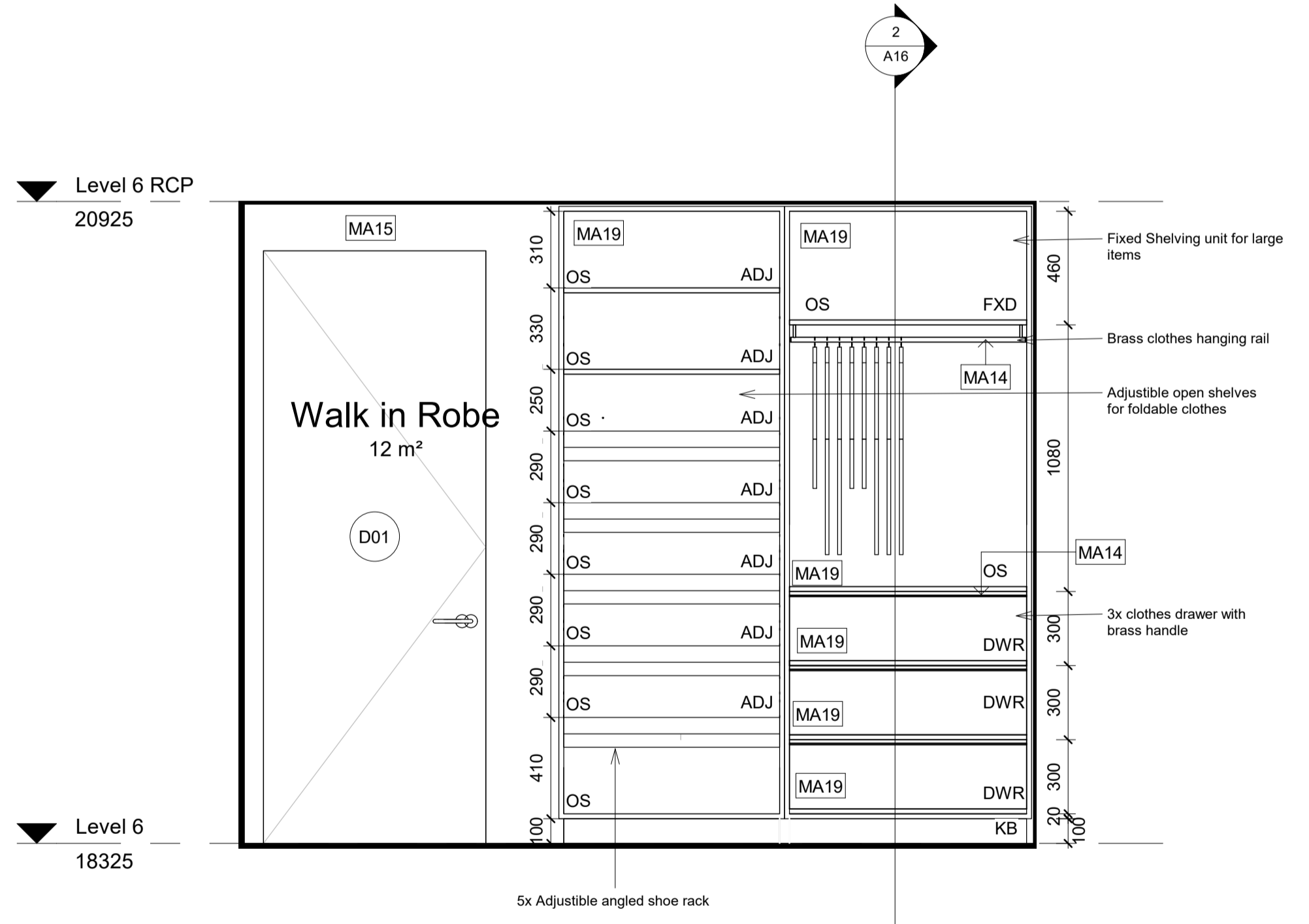
Issue
A

Date
15/05/2019

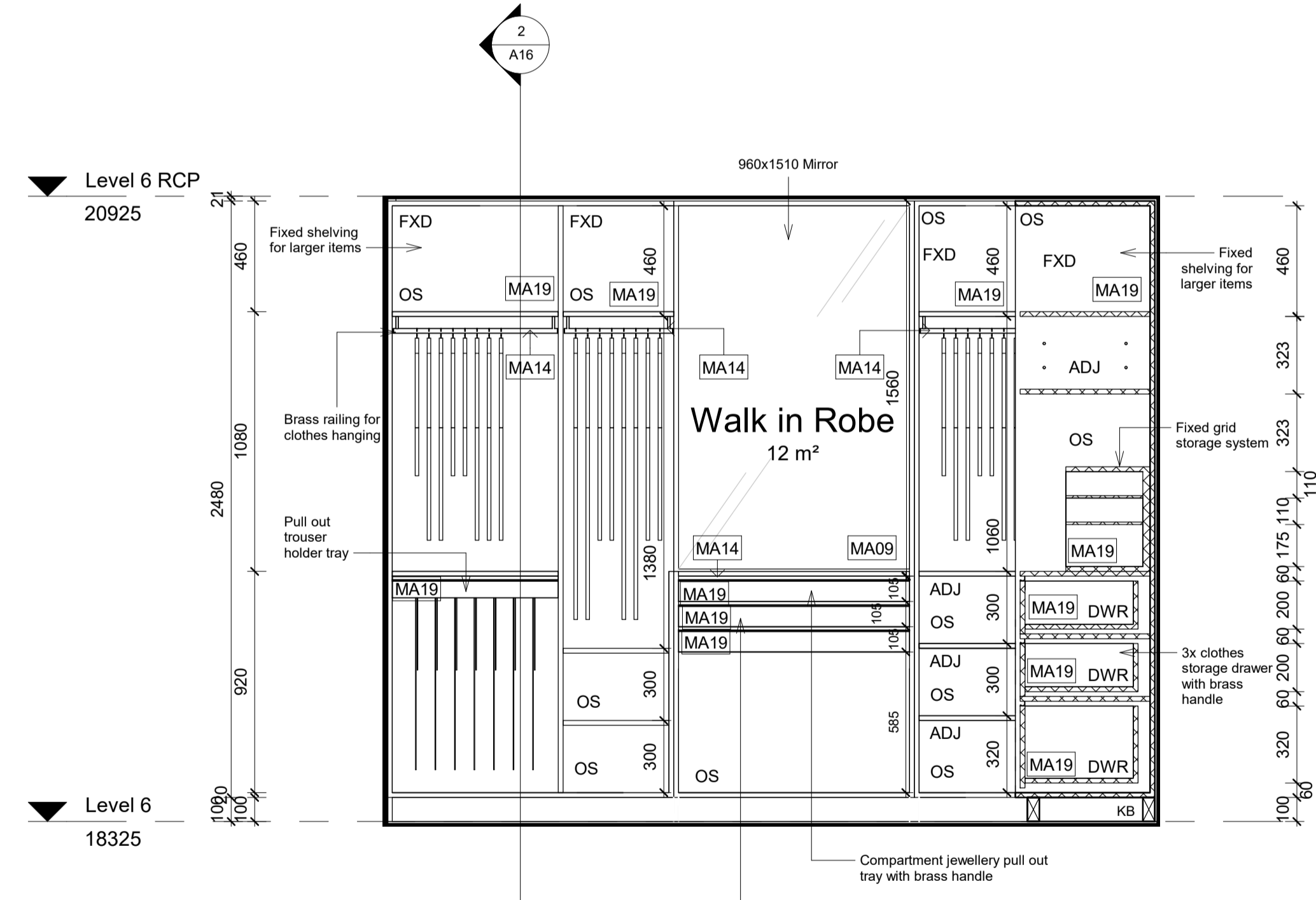
Drawn by
RM



3 Walk in robe elevation 3
1 : 20



2 Walk in robe elevation 2
1 : 20



1 Walk in robe elevation 1
1 : 20

LEGEND			
GRAPHIC SYMBOLS			
	Existing Walls		
	Surrounding Tenancies		
	Concrete Slab		
	Stone		
	Insulation		
	MDF		
	Glass		
	Tile		
	Steel		
	Plasterboard		
	GPO		
	Timber Stud Structure		
	Membrane		
	Fibre Cement		
WALL TYPES			
	WT1 Dry-Dry Wall - Timber Stud 50x100mm with 13mm PB on either side		
	WT2 Dry-Wet Wall - Timber Stud 50x100mm with 13 PB on one side and 13mm fibre cement, 2mm glue and 10mm tile on the other side		
	WT3 Wet-Wet Wall - Timber Stud 50x100mm with 13mm fibre cement, 2mm glue and 10mm tile on either side		
	WT4 Timber Stud 50x100mm with 13mm fibre cement, 2mm glue and 10mm tile on the other side		
	WT5 13mm Fibre cement, 2mm glue and 10mm tile on the existing wall		
	WT6 Plasterboard wall		
DOOR AND WINDOW TYPES			
	W01 EasyScreen Alair Win Powercourse Stronghold by Breaceway 2200x2000mm		
	D01 Filamuro Flush Door by Garfold 2400x900mm		
	D02 E2 bi-fold Door by Centor 2200mmx2600mm		
	D03 E2 bi-fold Door by Centor 4850mmx2600mm		
ABBREVIATIONS			
ADJ	Adjustable	KB	Kickboard
AP	Appliances	LI	Lighting
AR	Archwork	MDF	Medium Density Fibreboard
BT	Benchtop	OS	Open Shelving
AC	Air Conditioner	PB	Plasterboard
COS	Check On Site	POLY	Polyurethane Finish
EQ	Equipment	SB	Skirtingboard
FC	Fibre cement	SKB	Skirtingboard
FEL	Finished Ceiling Level	SS	Stainless Steel
FLL	Finished Floor Level	SZ	Stainless Steel
FU	Furniture	JO	Joinery
FXD	Fixed Shelving		
GPO	General Power Outlet		
Key Value		Keynote Text	
AP01	50's Retro Style Aesthetic Fridge by Smeg	AP02	Fully Integrated Dishwasher by Smeg
AP05	Recycle Wall Mounted Rangehood Mini OM by Elica	AP06	7kg Washing Machine by Miele
AP12	Smeg Cooktop	EQ08	iMac Desktop by Apple
EQ09	iMac keyboard and Mouse by Apple	EQ10	Kenwood Toaster
FU04	Aluminium Bed Sofa by MDF Italia	FU09	Benson Coffee Table by Minotti
FU12	Charlie 3 Seater Sofa by Jordan	FU15	Low Table Kyo by Jordan
FU18	Flow Chair by MDF Italia	FU20	Armchair Classica by Moroso
FU23	Lucia Knights Bridge Coffee Table	FU25	Mille Upright Armless Chair
FU26	Ketta Bitta Daybed	FU27	Outdoor Altara Coffee Table
FU28	Ketta Mala Armchair	FU29	Ketta ZigZag Fire pit
FU30	Ketta Mesh Sofa	L20	
L01	Mask Desk lamp by Moooi	L02	Amis de Jean Pendant by Ligne Roset
L03	Mama Floor Lamp by Ligne Roset	L08	Wall Mounted Light Polence by Vitra
L10	Abalis Table Lamp by Piretti	L12	Double GPO Linea by HPM
MA02	Oak Timber Flooring	MA03	Ceiling Finish Timber
MA05	Solid Polished Timber Oak	MA06	Toughened Glass
MA08	Carrara Marble Benchtop	MA09	Mirror
MA11	Di Lorenzo Floor Finish Tile	MA12	Timber Vaneer Joinery
MA13	Stone	MA14	Brass Metal for joinery handles
MA15	Terrace white paint SW by Dulux	MA16	Di Lorenzo Industrial wall tile
MA17	Di Lorenzo E-Street Naturale Sand Finish Steel Stair Balustrade	MA18	Finished rvene lammax wardrobe
MA19	Ensuite Solid Oak Timber	MA20	Ensuite Solid Oak Timber
SA02	Basin Mixer Axon by Mill	SA03	Bottle Trap by Mizu
SA05	Toilet Wall Hung Zero50 by Roger Seller	SA07	Button Plate by Hideaway
SA08	Paper Holder Glance by Mill	SA09	Toilet Brush Holder Glance by Mill
SA10	Wall Soap Dispenser Glance by Mill	SA13	Apalio counter basin
SA14	Mizu wall hung vanity	SA17	Shower Tray by Posh Bristol
SA18	Shower Mixer Axon by Mill	SA20	Heated Towel Rail by Kado
SA22	Paper Bin by Decor	SA23	Freestanding Bath by Kado
SA24	Floor Bath Mixer Axon by Mill	SA25	Laundry Tub Centinox by Franke
SA26	Tap Planer Swivel Spout by Franke		

Revisions	Description	Ver. App'd
No Date		
A 15/05/2019	CONSTRUCTION DRAWINGS	xx App'd

Do not scale drawings. Use figured dimensions only. Check and verify levels and dimensions on site prior to commencement of any work, the preparation of drawings or the fabrication of components. This drawing is copyright and can not be reproduced without written consent.

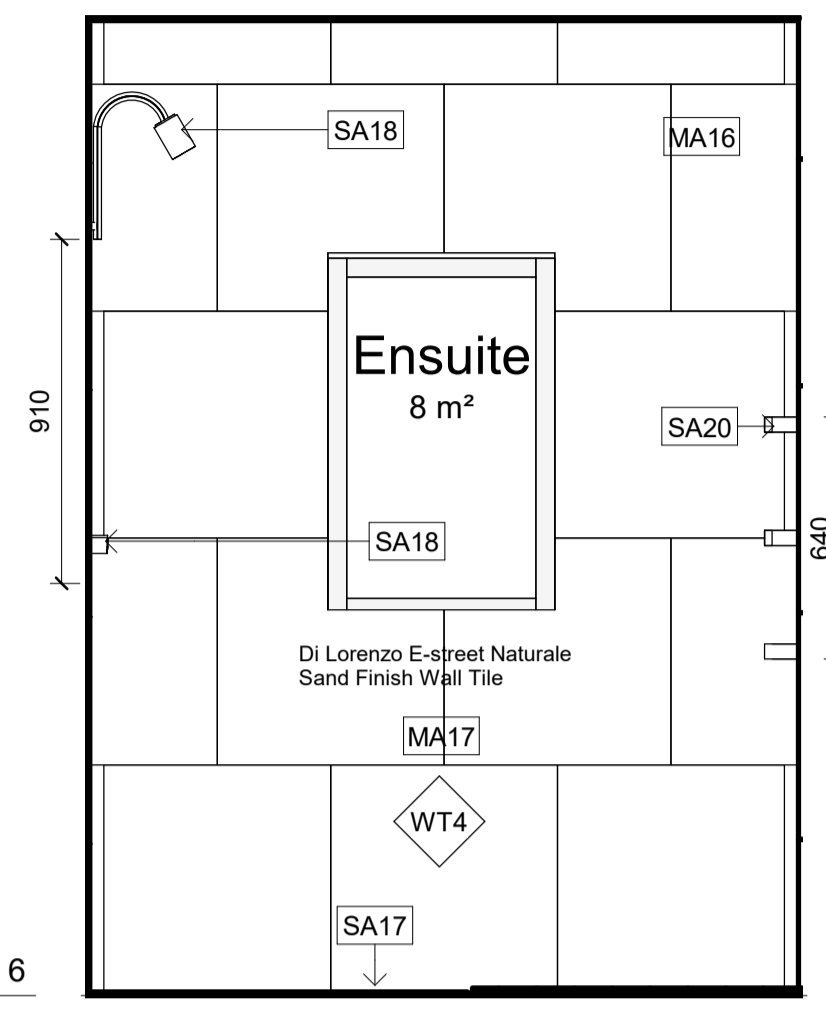
Client
Marion & Will Baker

True North
Billy Blue College of Design
46-52 Mountain Street, Ultimo, NSW 2007, Australia
+61 (0)2 9999 9999

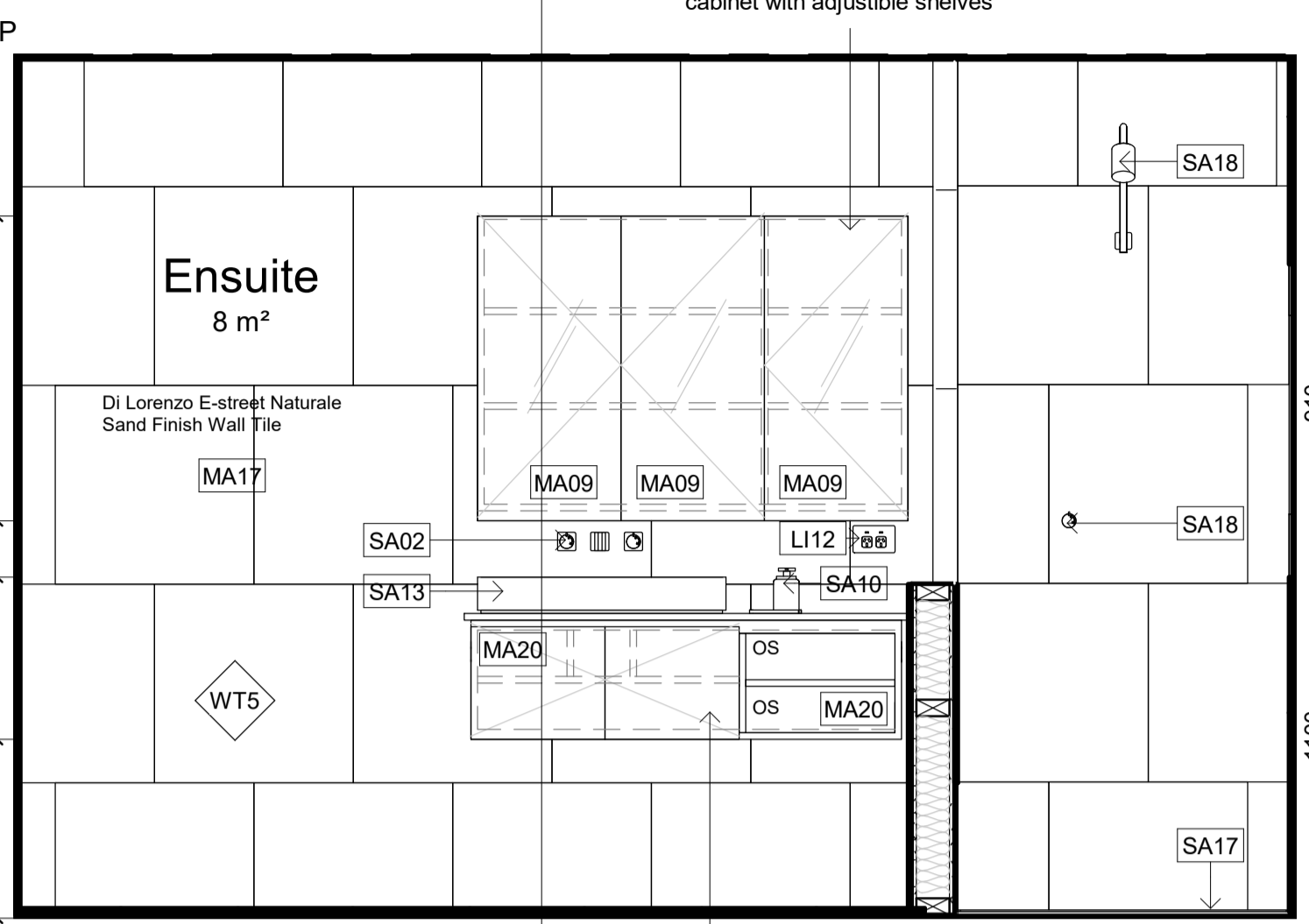
Project
IDR304A Assessment Brief 2
545/46 Baywater Drive,
Wentworth Point, NSW, 2127
Project number
19.001

Drawing Title
Walk in robe elevation 1 - 3
Drawing Status
CONSTRUCTION DRAWINGS NOT FOR CONSTRUCTION

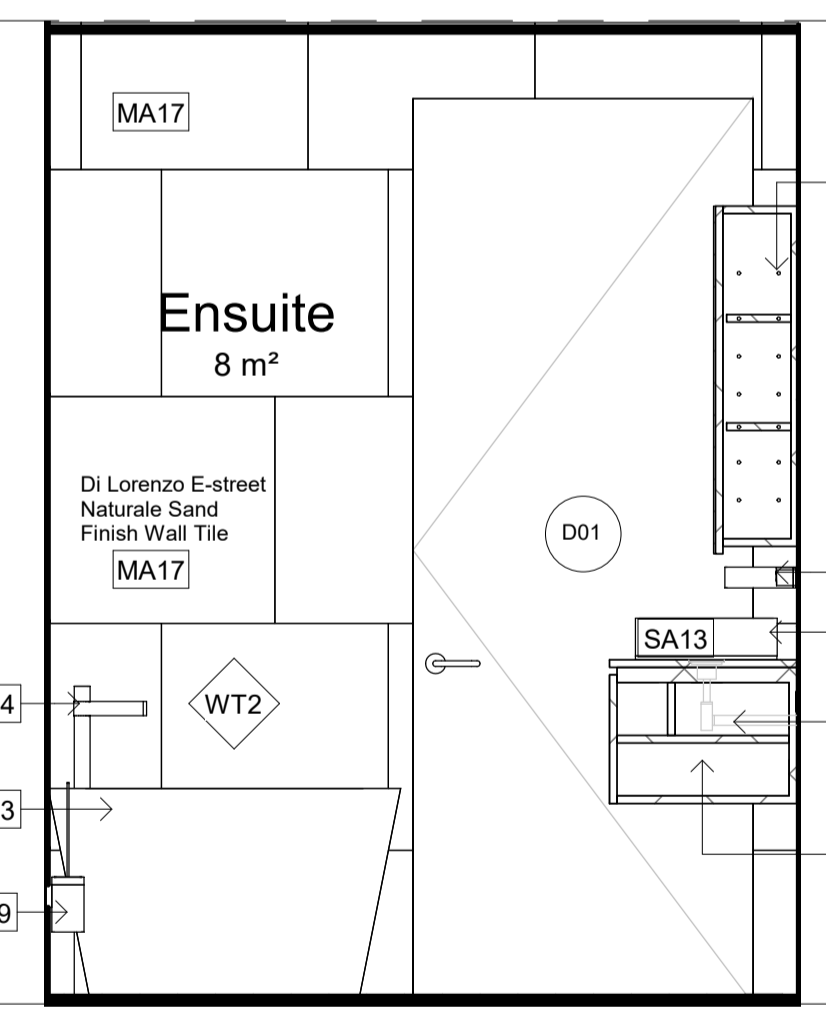
Scale
1:20
Date
15/05/2019
Drawing No
A17
Issue
A
Drawn by
RM



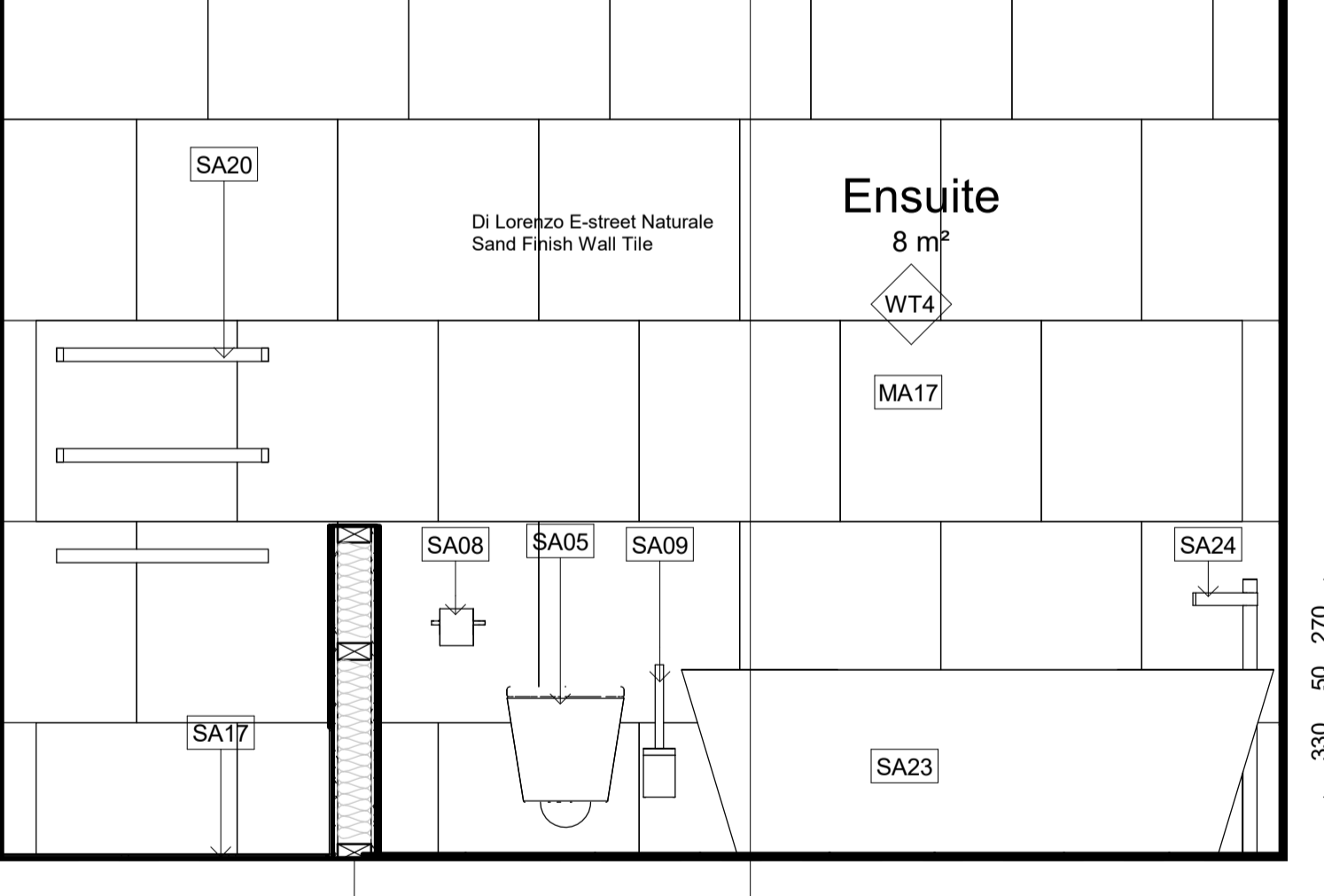
5 Ensuite Elevation 4
1 : 20



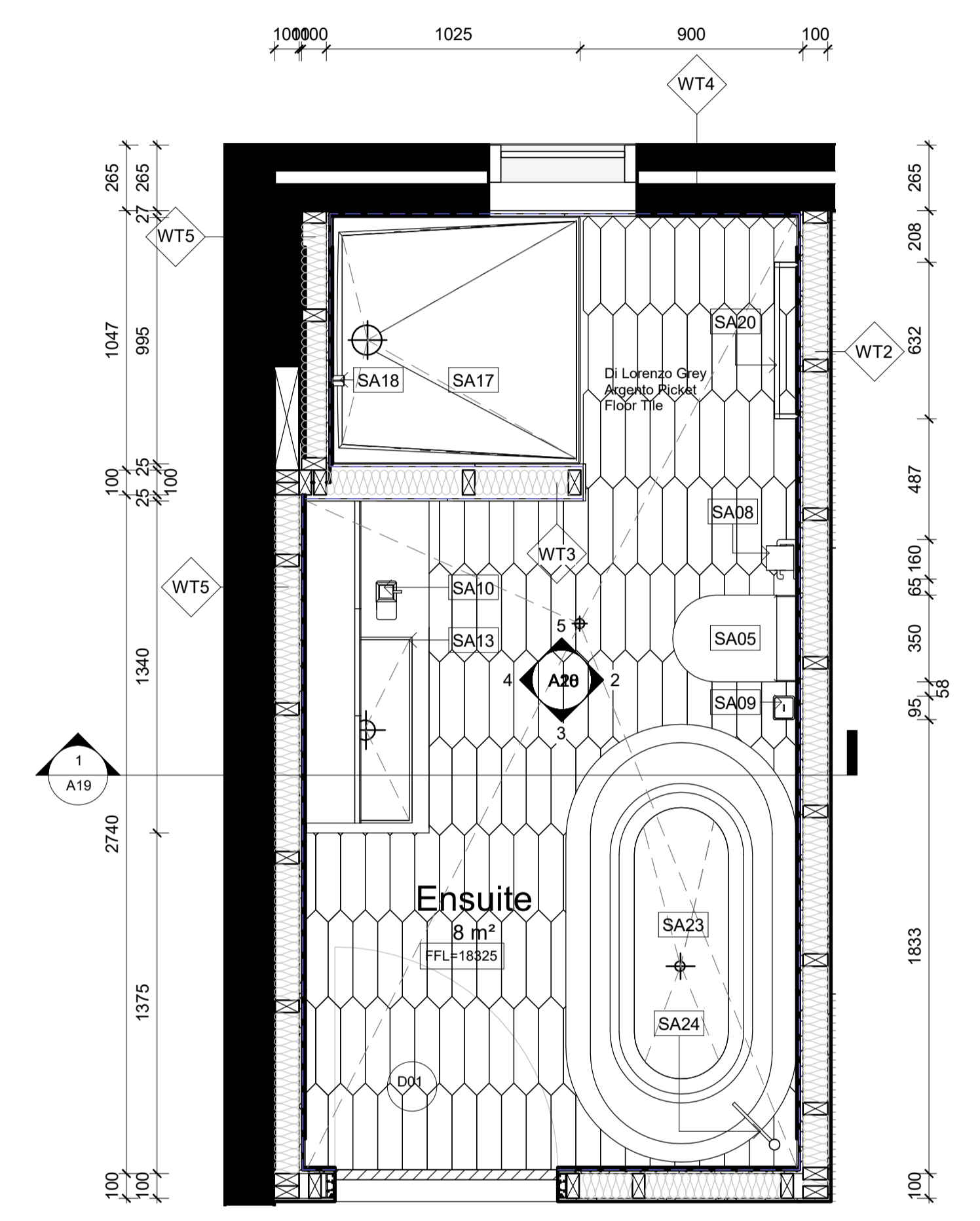
4 Ensuite Elevation 3
1 : 20



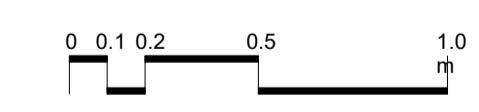
3 Ensuite Elevation 2
1 : 20



2 Ensuite Elevation 1
1 : 20



1 Ensuite Detail Plan
1 : 20




LEGEND			
GRAPHIC SYMBOLS			
	Existing Walls		
	Surrounding Tenancies		
	Concrete Slab		
	Stone		
	Insulation		
	MDF		
	Glass		
	Tile		
	Steel		
	Plasterboard		
	GPO		
	Timber Stud Structure		
	Membrane		
	Fibre Cement		
WALL TYPES			
	WT1 Dry-Dry Wall - Timber Stud 50x100mm with 13mm PB on either side		
	WT2 Dry-Wet Wall - Timber Stud 50x100mm with 13mm PB on one side and 13mm fibre cement, 2mm glue and 10mm tile on the other side		
	WT3 Wet-Wet Wall - Timber Stud 50x100mm with 13mm fibre cement, 2mm glue and 10mm tile on other side		
	WT4 Timber Stud 50x100mm with 13mm fibre cement, 2mm glue and 10mm tile on the other side		
	WT5 13mm Fibre cement, 2mm glue and 10mm tile on the existing wall		
	WT6 Plasterboard wall		
DOOR AND WINDOW TYPES			
	W01 EasyScreen Allair Win Powerouvre Stronghold by Brecovery 2200x2000mm		
	D01 Filomuro Flush Door by Garfoli 2400x900mm		
	D02 E2 bi-fold Door by Centor 2200mmx2600mm		
	D03 E2 bi-fold Door by Centor 4850mmx2600mm		
ABBREVIATIONS			
AJU	Adjustable	KB	Keyboard
AP	Appliances	LI	Lighting
AR	Archwork	MDF	Medium Density Fibreboard
BT	Benchtop	OS	Open Shelving
DWR	Drawer	P	Plasterboard
AC	Air Conditioner	PB	Plyboard
CCS	Check On Site	PFLY	Polyurethane Finish
EQ	Equipment	SB	Skirtingboard
FC	Fabrication	SKB	Skirtingboard
FCL	Finished Ceiling Level	SL	Showerline
FFL	Finished Floor Level	SS	Stainless Steel
FJ	Furniture	JO	Joinery
FJD	Face Dressing		
GPO	General Power Outlet		
Key Value		Keynote Text	
AP01	50's Retro Style Aesthetic Fridge by Smeg	AP02	Fully Integrated Dishwasher by Smeg
AP05	Recycle Wall Mounted Rangehood Mini OM by Elica	AP06	7kg Washing Machine by Miele
AP12	Smeg Cooktop	EQ08	Mac Desktop by Apple
EQ09	Mac keyboard and Mouse by Apple	EQ10	Kenwood Toaster
FU04	Aluminium Bed Soft by MDF Italia	FU09	Benson Coffee Table by Minotti
FU12	Charlie 3 Seater Sofa by Jardan	FU15	Low Table Kyo by Jardan
FU18	Flow Chair by MDF Italia	FU20	Armchair Clarissa by Moroso
FU23	Lucia Knights Bridge Coffee Table	FU25	Miele Upright Armless Chair
FU26	Kettal Bitta Daybed	FU27	Outdoor Albarra Coffee Table
FU28	Kettal Mial Armchair	FU29	Ketta ZagZag Fire pit
FU30	Kettal Mesh Sofa	L20	Mask Desk lamp by Moooi
LI01	Amis de Jean Pendant by Ligne Roset	LI02	Mama Floor Lamp by Ligne Roset
LI03	Wall Mounted Light Potence by Vitra	LI08	Abale Table Lamp by Piretti
LI10	Double GPO Linea by HPM	LI12	Oak Timber Flooring
MA02	Ceiling Finish Timber	MA03	Solid Polished Timber Oak
MA05	Toughened Glass	MA06	Carrara Marble Benchtop
MA08	Mirror	MA09	DI Lorenzo Floor Finish Tile
MA11	Timber Vaneer Joinery	MA12	Stone
MA13	Brass Metal for joinery handles	MA14	Terrace white paint 9W by Dulux
MA15	Di Lorenzo Industrial wall tile	MA16	Di Lorenzo E-Street Naturale Sand Finish
MA17	Steel Stair Balustrade	MA18	Finished rivene laminex wardrobe
MA19	Ensuite Solid Oak Timber	MA20	Basin Mixer Axon by Mill
SA02	Bottle Trap by Mizu	SA03	Toilet Wall Hung Zero50 by Roger Seller
SA05	Button Plate by Hideaway	SA08	Paper Holder Glance by Mill
SA09	Toilet Brush Holder Glance by Mill	SA10	Wall Soap Dispenser Glance by Mill
SA13	Mizu wall hung vanity	SA14	Shower Tray by Posh Bristol
SA17	Shower Tray by Posh Bristol	SA18	Shower Mixer Axon by Mill
SA20	Heated Towel Rail by Kado	SA22	Paper Bin by Decor
SA23	Freestanding Bath by Kado	SA24	Floor Bath Mixer Axon by Mill
SA25	Laundry Tub Centinox by Franke	SA26	Tap Planer Siwel Spout by Franke

Revisions		
No	Date	Description
A	15/05/2019	CONSTRUCTION DRAWINGS

Do not scale drawings. Use figured dimensions only. Check and verify levels and dimensions on site prior to commencement of any work, the preparation of drawings or the fabrication of components. This drawing is copyright and can not be reproduced without written consent.

Client
Marion & Will Baker

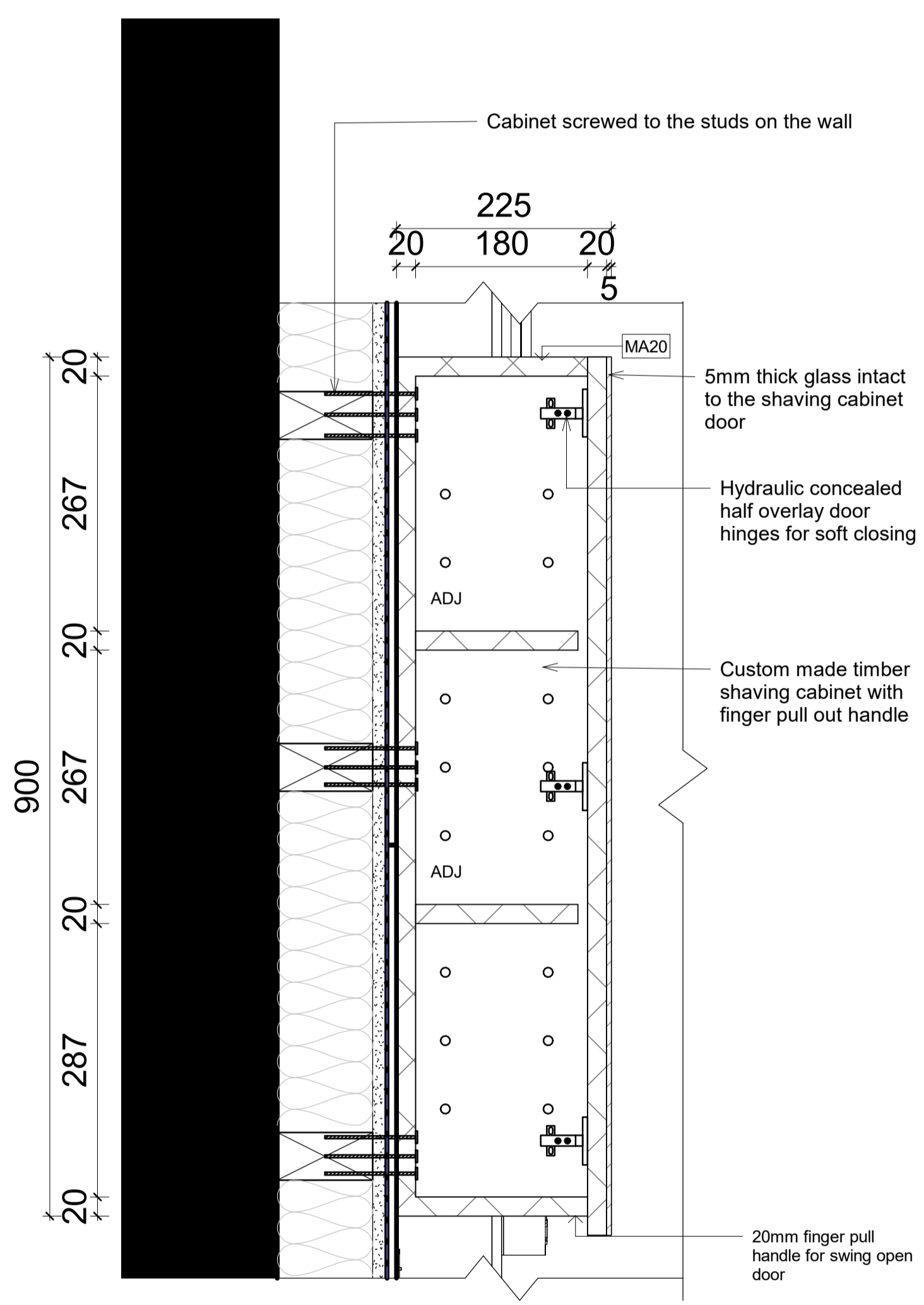


True North
Billy Blue College of Design
46-52 Mountain Street, Ultimo, NSW 2007, Australia
+61 (0)2 9999 9999
BILLY BLUE COLLEGE OF DESIGN
TORRENS UNIVERSITY AUSTRALIA
LAUREATE INTERNATIONAL UNIVERSITIES

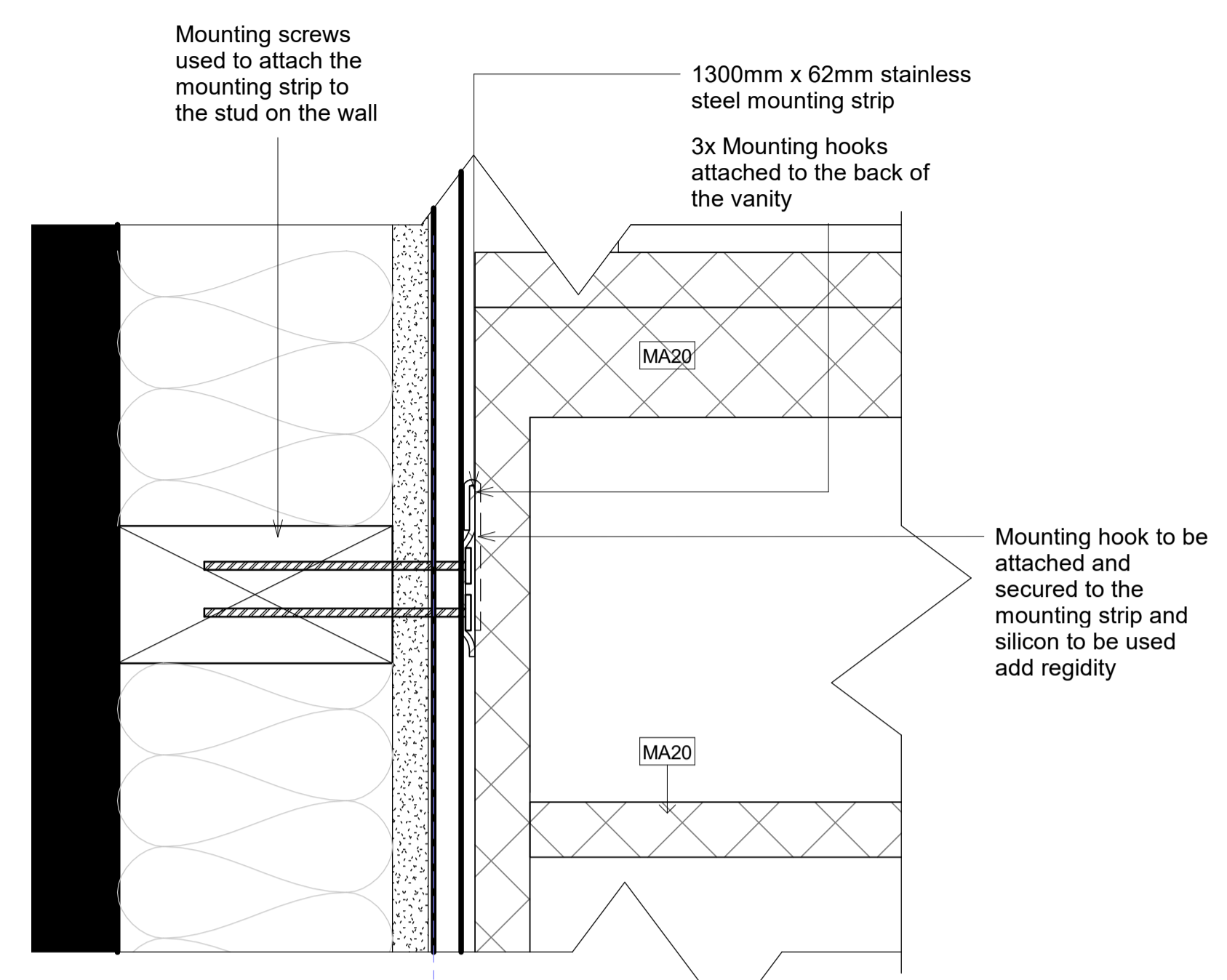
Project
IDR304A Assessment Brief 2
545/46 Baywater Drive,
Wentworth Point, NSW, 2127
Project number
19.001

Drawing Title
Ensuite detail plan & Elevation 1-4
Drawing Status
CONSTRUCTION DRAWINGS NOT FOR CONSTRUCTION

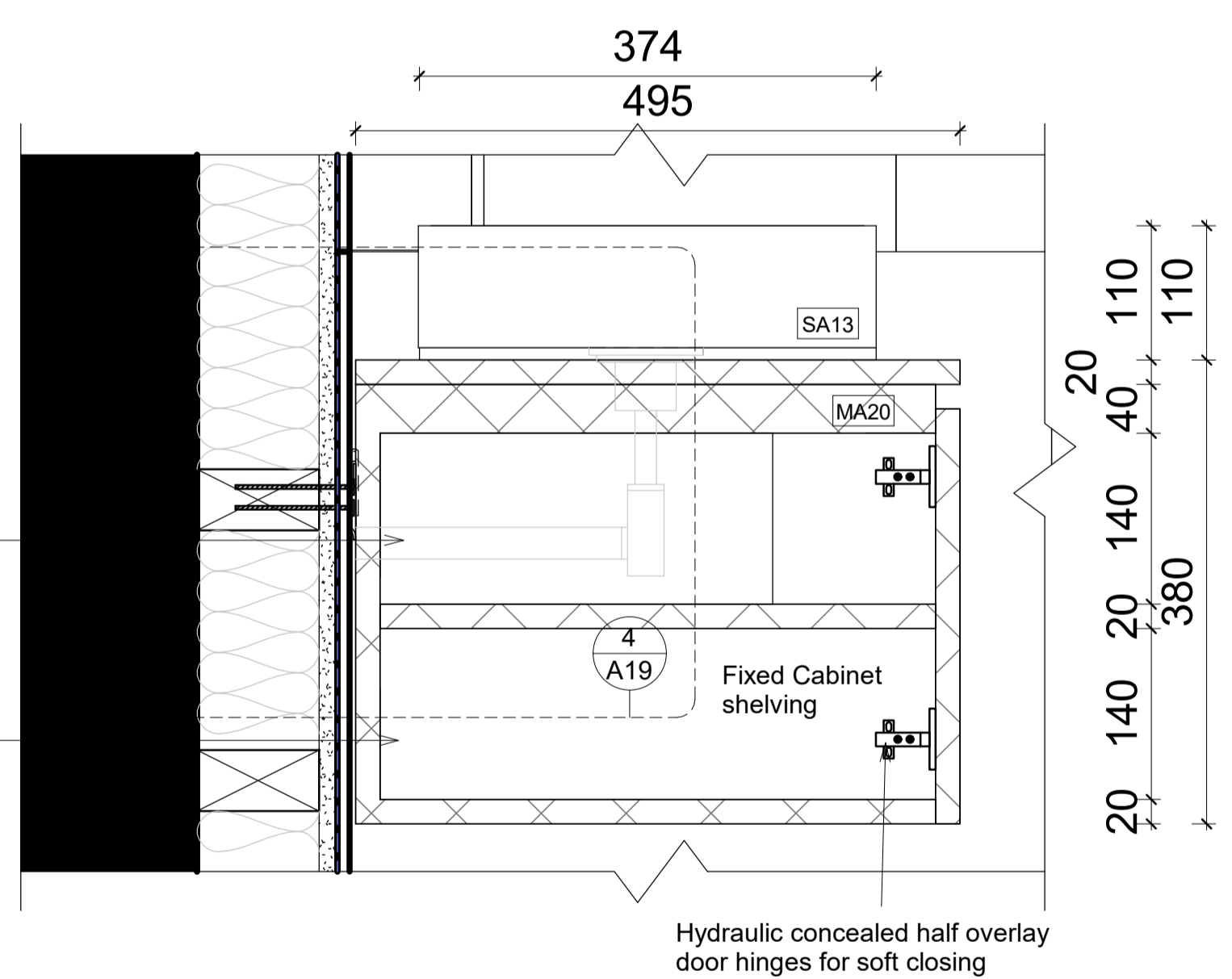
Scale
1:20
Drawing No
A18
Issue
A
Date
15/05/2019
Drawn by
RM



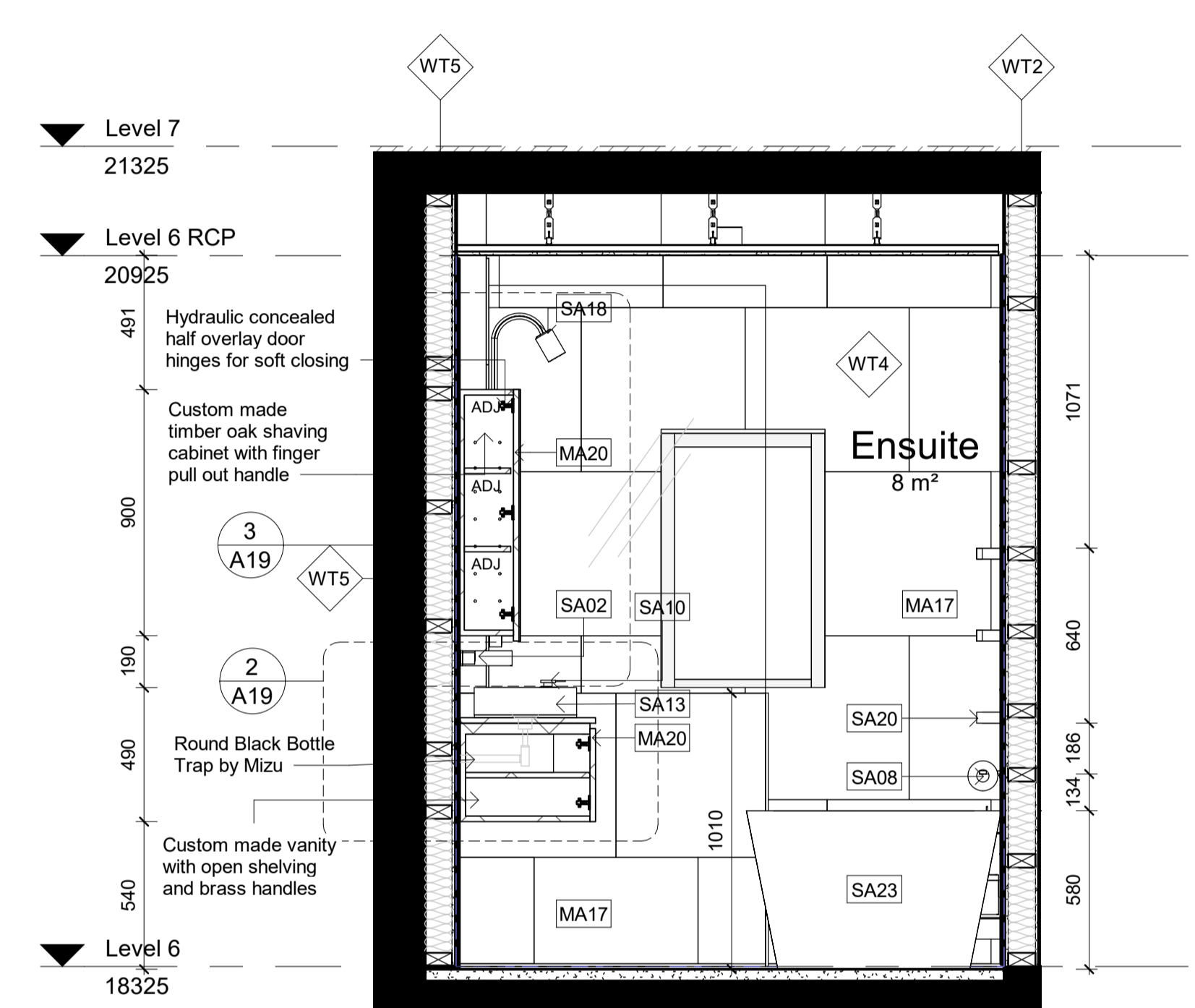
3 Ensuite shaving cabinet detail section
1 : 5



4 Ensuite vanity cabinet wall junction
1 : 2



2 Ensuite vanity cabinet detail section
1 : 5



1 Ensuite Section 1
1 : 20

LEGEND			
GRAPHIC SYMBOLS			
	Existing Walls		Tile
	Surrounding Tenancies		Steel
	Concrete Slab		Plasterboard
	Stone		GPO
	Insulation		Timber Stud Structure
	MDF		Membrane
	Glass		Fibre Cement
WALL TYPES			
	WT1	Dry-Dry Wall - Timber Stud 50x100mm with 13mm PB on either side	
	WT2	Dry-Wet Wall - Timber Stud 50x100mm with 13 PB on one side and 13mm fibre cement, 2mm glue and 10mm tile on the other side	
	WT3	Wet-Wet Wall - Timber Stud 50x100mm with 13mm fibre cement, 2mm glue and 10mm tile on the other side	
	WT4	Timber Stud 50x100mm with 13mm fibre cement, 2mm glue and 10mm tile on the other side	
	WT5	13mm Fibre cement, 2mm glue and 10mm tile on the existing wall	
	WT6	Plasterboard wall	
DOOR AND WINDOW TYPES			
	W01	Easyopen Altab Win Powerlouvre Stronghold by Breceway 220x200mm	
	D01	Flomuro Flush Door by Garfoli 2400x900mm	
	D02	E2 bi-fold Door by Centor 2200mmx2600mm	
	D03	E2 bi-fold Door by Centor 4850mmx2600mm	
ABBREVIATIONS			
ADJ	Adjustable	KB	Keyboard
AP	Appliances	LI	Lighting
AR	Archwork	MDF	Medium Density Fibreboard
BT	Bathroom	OS	Open Shelving
DWR	Drawer	P	Partly
AC	Air Conditioner	PB	Plasterboard
CCS	Check On Site	POLY	Polyethylene Finish
EQ	Equipment	SB	Splashback
FC	Fibreboard	SB3	Splashboard
FCL	Finished Ceiling Level	SL	Showerline
FLL	Finished Floor Level	SS	Stainless Steel
FU	Furniture	JS	Joinery
FXD	Fixed Shelving		
GPO	General Power Outlet		
Key Value			
AP01	50's Retro Style Anesthetic Fridge by Smeg		
AP02	Fully Integrated Dishwasher by Smeg		
AP05	Recycle Wall Mounted Rangehood Mini OM by Elica		
AP06	7kg Washing Machine by Miele		
AP12	Smeg Cooktop		
EQ08	Mac Desktop by Apple		
EQ09	Mac keyboard and Mouse by Apple		
EQ10	Kenwood Toaster		
FU04	Aluminium Bed Sofa by MDF Italia		
FU09	Benson Coffee Table by Miralbi		
FU12	Charlie 3 Seater Sofa by Jordan		
FU15	Low Table Kyo by Jardan		
FU18	Flow Chair by MDF Italia		
FU20	Armchair Clarissa by Moroso		
FU23	Lucia Knights Bridge Coffee Table		
FU25	Mille Upright Armless Chair		
FU26	Kettal Bitta Daybed		
FU27	Outdoor Altabra Coffee Table		
FU28	Kettal Maly Armchair		
FU29	Ketta ZigZag Fire pit		
FU30	Kettal Mesh Sofa		
L20			
L101	Mask Desk lamp by Moooi		
L102	Amis de Jean Pendant by Ligne Roset		
L103	Mama Floor Lamp by Ligne Roset		
L108	Wall Mounted Light Potence by Vitra		
L110	Abale Table Lamp by Pirechhina		
L112	Double GPO Lines by HPM		
MA02	Oak Timber Flooring		
MA03	Ceiling Finish Timber		
MA05	Solid Polished Timber Oak		
MA06	Toughened Glass		
MA08	Carrarra Marble Benchtop		
MA09	Mirror		
MA11	DI Lorenzo Floor Finish Tile		
MA12	Timber Vaneer Joinery		
MA13	Stone		
MA14	Brass Metal for joinery handles		
MA15	Terrace white paint 9W by Dulux		
MA16	DI Lorenzo Industrial wall tile		
MA17	DI Lorenzo E- Street Naturale Sand Finish		
MA18	Steel Stair Balustrade		
MA19	Finished rivne laminex wardrobe		
MA20	Ensuite Solid Oak Timber		
SA02	Basin Mixer Axon by Mill		
SA03	Bottle Trap by Mizu		
SA05	Toilet Wall Hung Zero50 by Roger Seller		
SA07	Button Plate by Hideaway		
SA08	Paper Holder Glance by Mill		
SA09	Toilet Brush Holder Glance by Mill		
SA10	Wall Soap Dispenser Glance by Mill		
SA13	Apple counter basin		
SA14	Mizu wall hung vanity		
SA17	Shower Tray by Posh Bristol		
SA18	Shower Mixer Axon by Mill		
SA20	Heated Towel Rail by Kado		
SA22	Paper Bin by Decor		
SA23	Freestanding Bath by Kado		
SA24	Floor Bath Mixer Axon by Mill		
SA25	Laundry Tub Centinox by Franke		
SA26	Tap Planer Siwel Spout by Franke		

Revisions		
No	Date	Description
A	15/05/2019	CONSTRUCTION DRAWINGS
	Ver.	App'd
	xx	App'd

Do not scale drawings. Use figured dimensions only. Check and verify levels and dimensions on site prior to commencement of any work, the preparation of drawings or the fabrication of components. This drawing is copyright and can not be reproduced without written consent.

Client
Marion & Will Baker

True North

Billy Blue College of Design
46-52 Mountain Street, Ultimo, NSW 2007, Australia
+61 (0)2 9999 9999

Project
IDR304A Assessment Brief 2

545/46 Baywater Drive,
Wentworth Point, NSW, 2127

Project number
19.001

Drawing Title
Ensuite Sections

Drawing Status
**CONSTRUCTION DRAWINGS
NOT FOR CONSTRUCTION**

Scale
As Shown

Drawing No
A19

Issue
A

Date
15/05/2019

Drawn by
RM

LEGEND

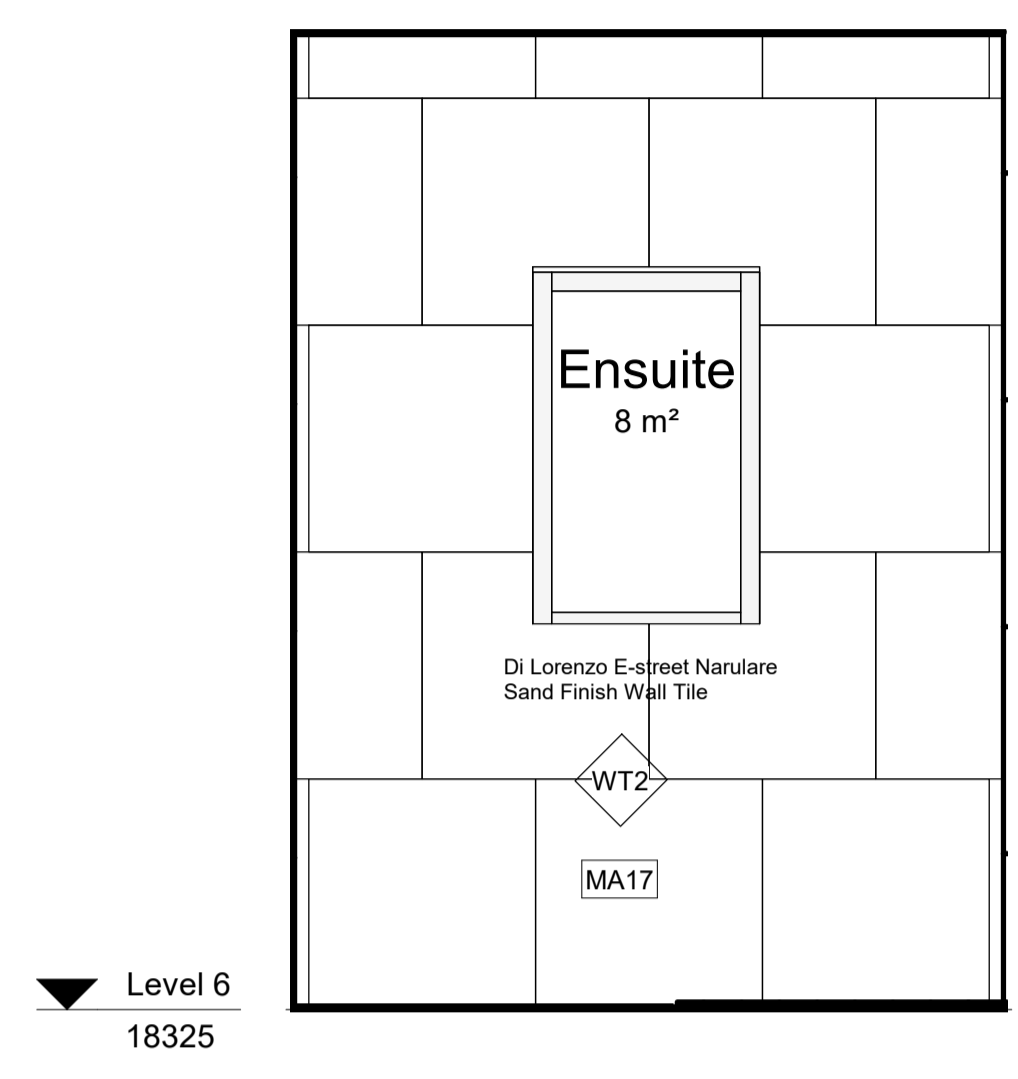
GRAPHIC SYMBOLS	
	Existing Walls
	Surrounding Tenancies
	Concrete Slab
	Stone
	Insulation
	MDF
	Glass
	Tile
	Steel
	Plasterboard
	GPO
	Timber Stud Structure
	Membrane
	Fibre Cement

WALL TYPES	
	Dry-Dry Wall - Timber Stud 50x100mm with 13mm PB on either side
	Dry-Wet Wall - Timber Stud 50x100mm with 13 PB on one side and 13mm fibre cement, 2mm glue and 10mm tile on the other side
	Wet-Wet Wall - Timber Stud 50x100mm with 13mm fibre cement, 2mm glue and 10mm tile on the other side
	Timber Stud 50x100mm with 13mm fibre cement, 2mm glue and 10mm tile on the other side
	13mm Fibre cement, 2mm glue and 10mm tile on the existing wall
	Plasterboard wall

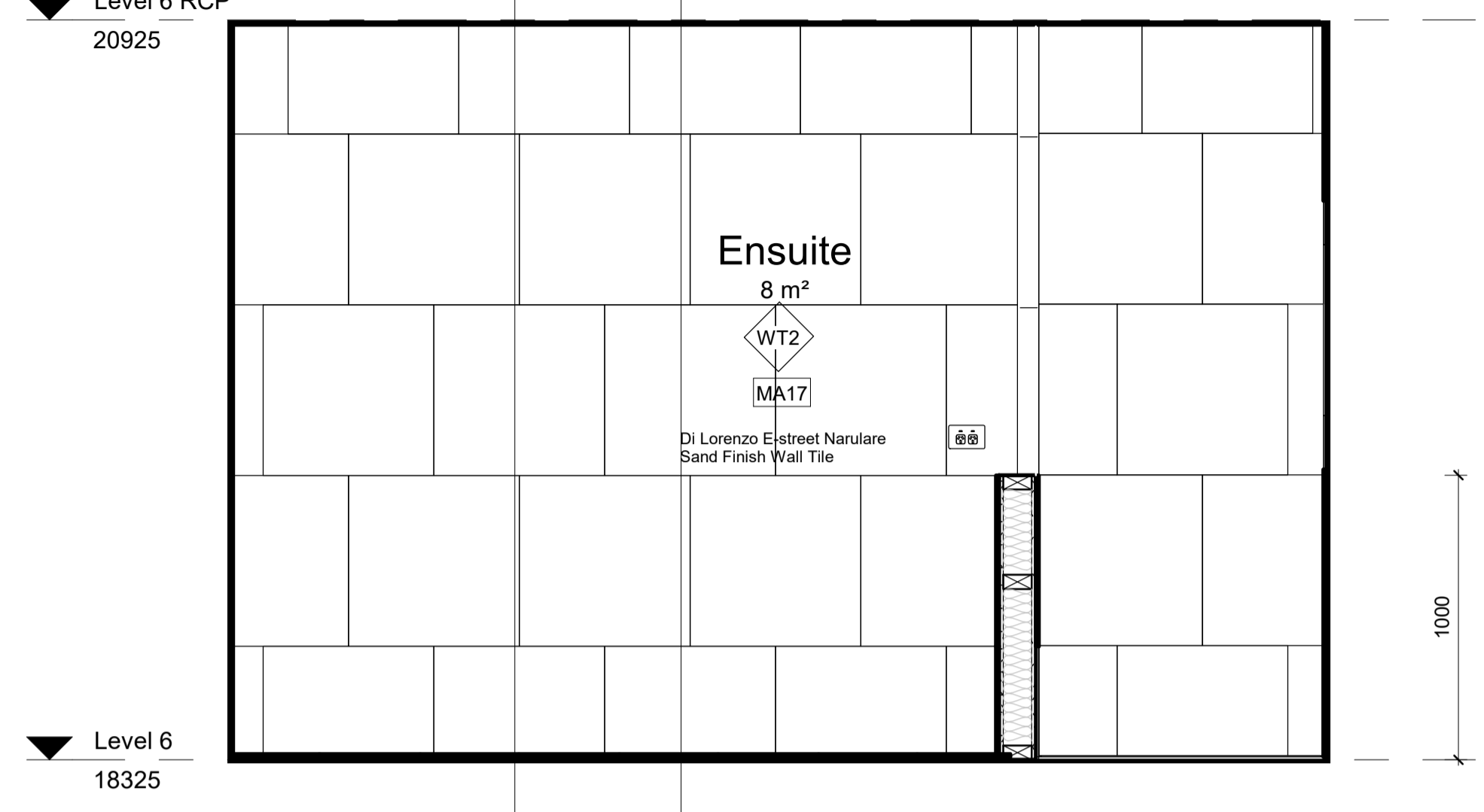
DOOR AND WINDOW TYPES	
	Easyclean Altair Win Powerexce Stronghold by Brezeaway 2200x2000mm
	Filmuro Flush Door by Garfil 2400x900mm
	E2 bi-fold Door by Centor 2200mmx2000mm
	E2 bi-fold Door by Centor 4850mmx2000mm

ABBREVIATIONS			
ADJ	Adjustable	KB	Kickboard
AP	Appliances	LI	Lighting
AR	Artwork	MDF	Medium Density Fibreboard
BT	Benchtop	OS	Open Shelving
DWR	Drawer	P	Plantry
AC	Air Conditioner	PB	Plasterboard
CO5	Check On Site	POLY	Polyurethane Finish
EQ	Equipment	SB	Skirtingboard
EQ8	Smeg Cooktop	SKB	Skirtingboard
EQ9	iMac Desktop by Apple	SL	Shelving
EQ10	Kenwood Toaster	SS	Stainless Steel
FU04	Aluminum Bed Sofa by MDF Italia	JO	Joinery
FU09	Benson Coffee Table by Minotti		
FU12	Charlie 3 Seater Sofa by Jordan		
FU15	Low Table Kyo by Jordan		
FU18	Flow Chair by MDF Italia		
FU20	Armchair Clarissa by Moroso		
FU23	Lucia Knights Bridge Coffee Table		
FU25	Mille Upright Armless Chair		
FU26	Kettal Bitta Daybed		
FU27	Outdoor Alana Coffee Table		
FU28	Kettal Maia Armchair		
FU29	Ketta ZigZag Fire pit		
FU30	Kettal Mesh Sofa		
L20			
LI01	Mask Desk lamp by Moooi		
LI02	Anis de Jean Pendant by Ligne Roset		
LI03	Mama Floor Lamp by Ligne Roset		
LI06	Wall Mounted Light Potence by Vitra		
LI10	Abalis Table Lamp by Parachina		
LI12	Double GPO Linea by HPM		
MA02	Oak Timber Flooring		
MA03	Ceiling Finish Timber		
MA05	Solid Polished Timber Oak		
MA06	Toughened Glass		
MA08	Carrara Marble Benchtop		
MA09	Mirror		
MA11	Di Lorenzo Floor Finish Tile		
MA12	Timber Vaneer Joinery		
MA13	Stone		
MA14	Brass Metal for joinery handles		
MA15	Terrace white paint SW by Dulux		
MA16	Di Lorenzo Industrial wall tile		
MA17	Di Lorenzo E-Street Naturale Sand Finish		
MA18	Steel Stair Balustrade		
MA19	Finished rivene lamimax wardrobe		
MA20	Ensuite Solid Oak Timber		
SA02	Basin Mixer Axon by Milli		
SA03	Bottle Trap by Mizu		
SA05	Toilet Wall Hung ZenoS0 by Roger Seller		
SA07	Button Plate by Hideaway		
SA08	Paper Holder Glance by Milli		
SA09	Toilet Brush Holder Glance by Milli		
SA10	Wall Soap Dispenser Glance by Milli		
SA13	Apale counter basin		
SA14	Mizu wall hung vanity		
SA17	Shower Tray by Posh Bristol		
SA18	Shower Mixer Axon by Milli		
SA20	Heated Towel Rail by Kado		
SA22	Paper Bin by Decor		
SA23	Freestanding Bath by Kado		
SA24	Floor Bath Mixer Axon by Milli		
SA25	Laundry Tub Carinaax by Franke		
SA26	Tap Planer Swivel Spout by Franke		

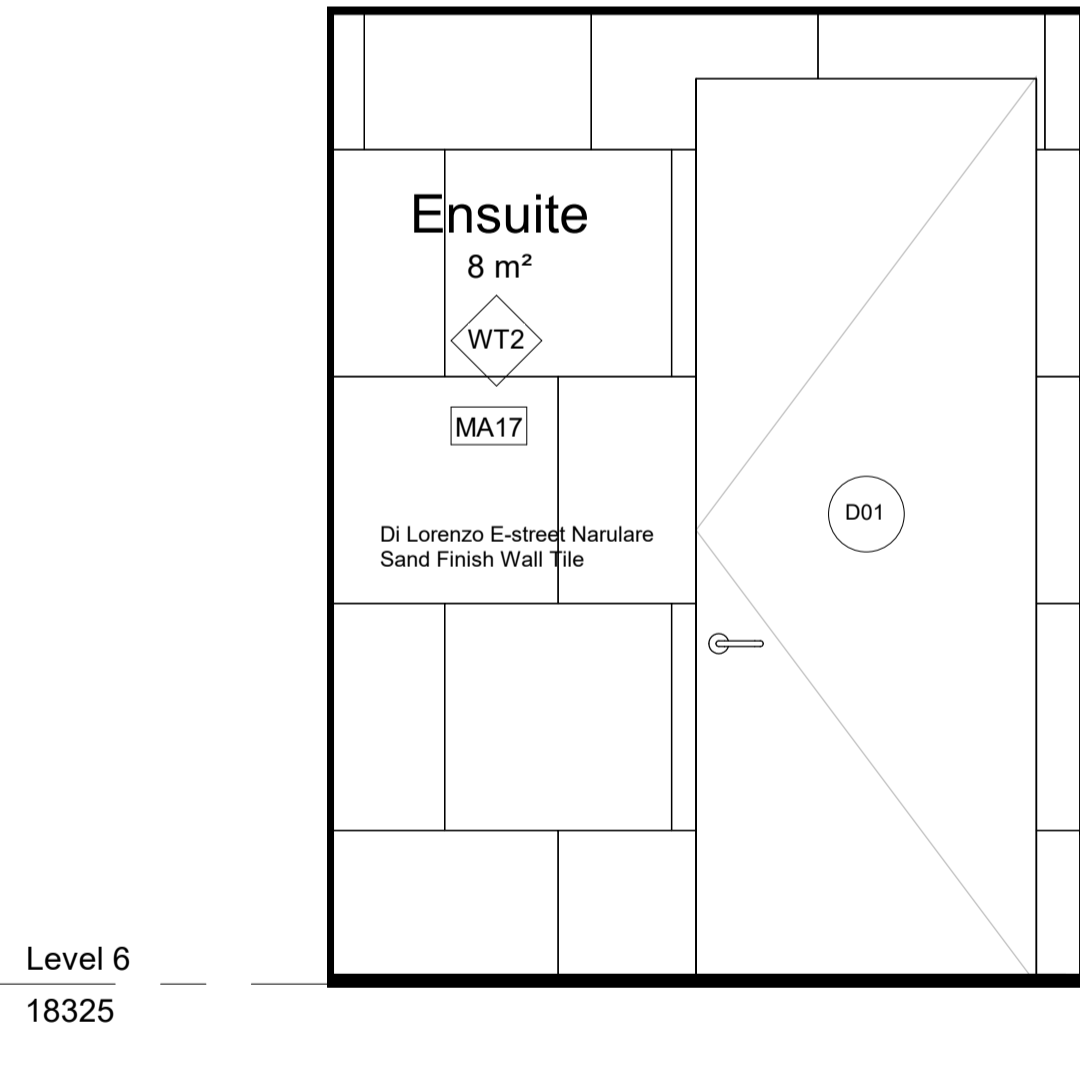
Key Value	Keynote Text
AP01	50's Retro Style Aesthetic Fridge by Smeg
AP02	Fully Integrated Dishwasher by Smeg
AP05	Recycle Wall Mounted Rangehood Mini OM by Elica
AP06	7kg Washing Machine by Miele
AP12	Smeg Cooktop
EQ08	iMac Desktop by Apple
EQ09	iMac keyboard and Mouse by Apple
EQ10	Kenwood Toaster
FU04	Aluminum Bed Sofa by MDF Italia
FU09	Benson Coffee Table by Minotti
FU12	Charlie 3 Seater Sofa by Jordan
FU15	Low Table Kyo by Jordan
FU18	Flow Chair by MDF Italia
FU20	Armchair Clarissa by Moroso
FU23	Lucia Knights Bridge Coffee Table
FU25	Mille Upright Armless Chair
FU26	Kettal Bitta Daybed
FU27	Outdoor Alana Coffee Table
FU28	Kettal Maia Armchair
FU29	Ketta ZigZag Fire pit
FU30	Kettal Mesh Sofa
L20	
LI01	Mask Desk lamp by Moooi
LI02	Anis de Jean Pendant by Ligne Roset
LI03	Mama Floor Lamp by Ligne Roset
LI06	Wall Mounted Light Potence by Vitra
LI10	Abalis Table Lamp by Parachina
LI12	Double GPO Linea by HPM
MA02	Oak Timber Flooring
MA03	Ceiling Finish Timber
MA05	Solid Polished Timber Oak
MA06	Toughened Glass
MA08	Carrara Marble Benchtop
MA09	Mirror
MA11	Di Lorenzo Floor Finish Tile
MA12	Timber Vaneer Joinery
MA13	Stone
MA14	Brass Metal for joinery handles
MA15	Terrace white paint SW by Dulux
MA16	Di Lorenzo Industrial wall tile
MA17	Di Lorenzo E-Street Naturale Sand Finish
MA18	Steel Stair Balustrade
MA19	Finished rivene lamimax wardrobe
MA20	Ensuite Solid Oak Timber
SA02	Basin Mixer Axon by Milli
SA03	Bottle Trap by Mizu
SA05	Toilet Wall Hung ZenoS0 by Roger Seller
SA07	Button Plate by Hideaway
SA08	Paper Holder Glance by Milli
SA09	Toilet Brush Holder Glance by Milli
SA10	Wall Soap Dispenser Glance by Milli
SA13	Apale counter basin
SA14	Mizu wall hung vanity
SA17	Shower Tray by Posh Bristol
SA18	Shower Mixer Axon by Milli
SA20	Heated Towel Rail by Kado
SA22	Paper Bin by Decor
SA23	Freestanding Bath by Kado
SA24	Floor Bath Mixer Axon by Milli
SA25	Laundry Tub Carinaax by Franke
SA26	Tap Planer Swivel Spout by Franke



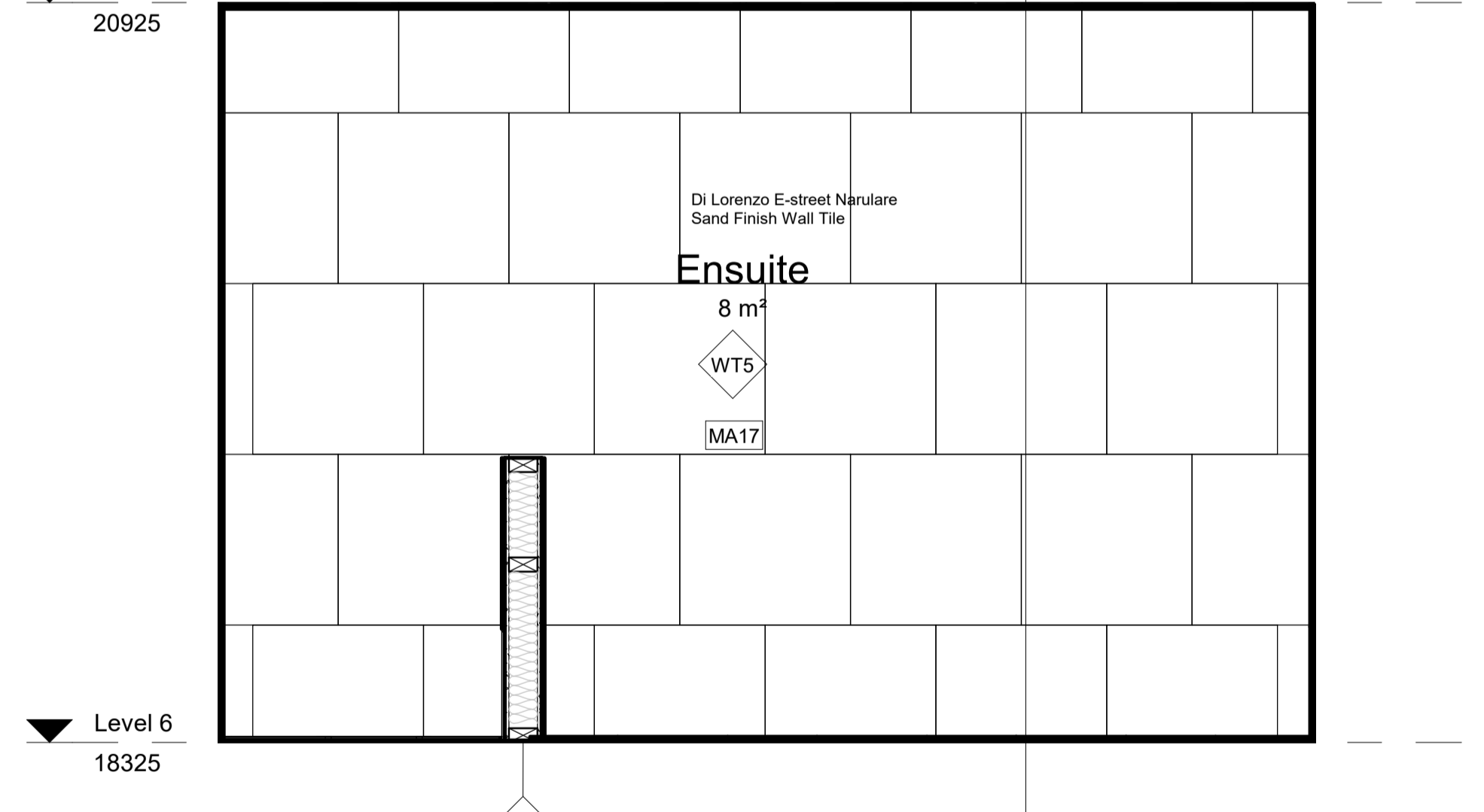
5 Ensuite Tile Elevation 4
1 : 20



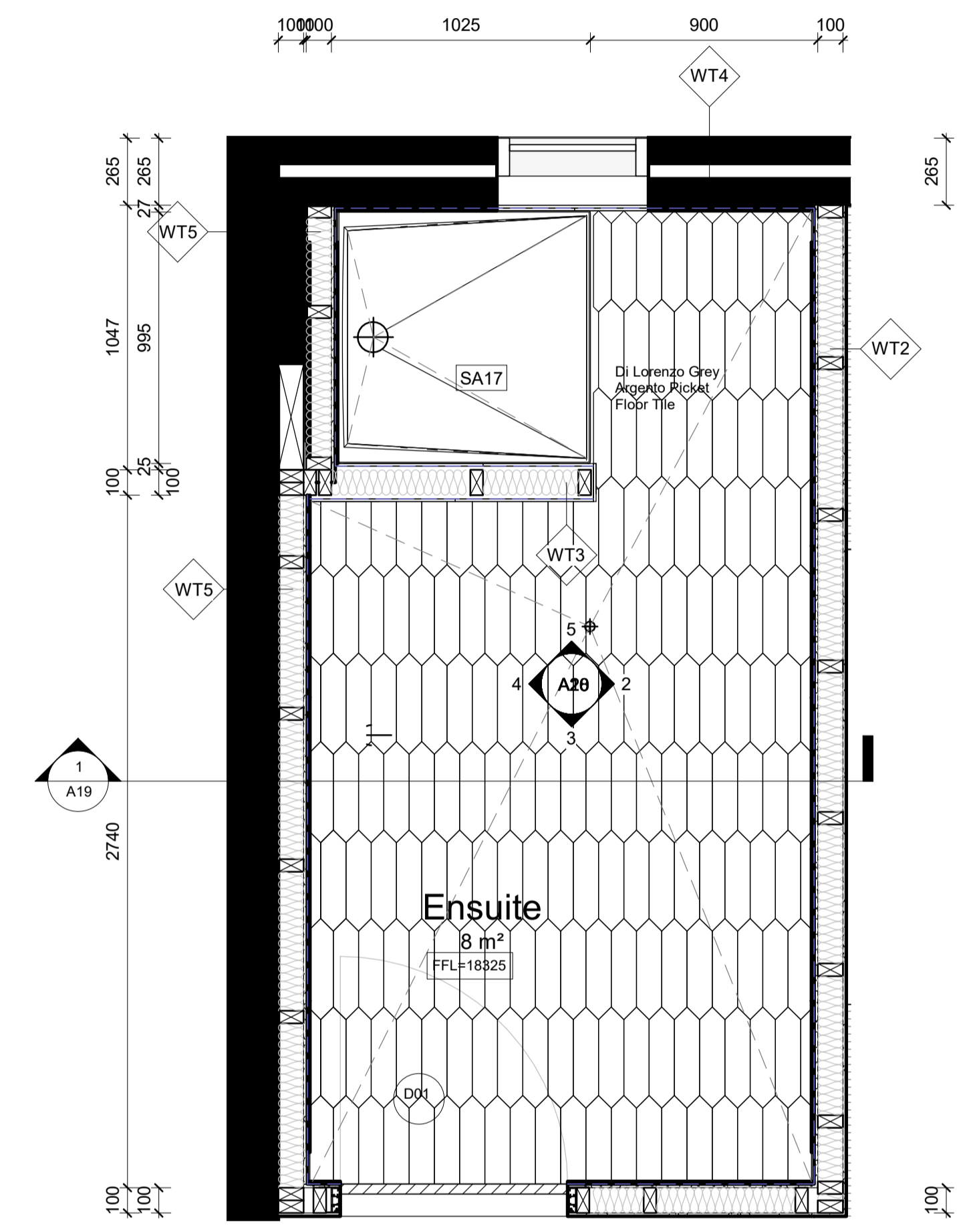
4 Ensuite Tile Elevation 3
1 : 20



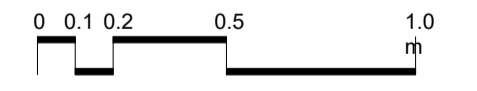
3 Ensuite Tile Elevation 2
1 : 20



2 Ensuite Tile Elevation 1
1 : 20




1 Ensuite Floor Tile Plan
1 : 20



Revisions		
No	Date	Description
A	15/05/2019	CONSTRUCTION DRAWINGS

Do not scale drawings. Use figured dimensions only. Check and verify levels and dimensions on site prior to commencement of any work, the preparation of drawings or the fabrication of components.
This drawing is copyright and can not be reproduced without written consent.

Client
Marion & Will Baker



Billy Blue College of Design
46-52 Mountain Street, Ultimo, NSW 2007, Australia
+61 (0)2 9999 9999

BILLY BLUE COLLEGE OF DESIGN

TORRENS UNIVERSITY AUSTRALIA

LAUREATE INTERNATIONAL UNIVERSITIES

Project
IDR304A Assessment Brief 2

545/46 Baywater Drive,
Wentworth Point, NSW, 2127

Project number
19.001

Drawing Title
Ensuite Tile Plan & Elevation 1-4

Drawing Status
CONSTRUCTION DRAWINGS NOT FOR CONSTRUCTION

Scale
1:20

Drawing No
A20

Issue
A

Date
15/05/2019

Drawn by
RM

LEGEND

GRAPHIC SYMBOLS

	Existing Walls		Tile
	Surrounding Tenancies		Steel
	Concrete Slab		Plasterboard
	Stone		GPO
	Insulation		Timber Stud Structure
	MDF		Membrane
	Glass		Fibre Cement

WALL TYPES

	WT1	Dry-Dry Wall - Timber Stud 50x100mm with 13mm PB on either side
	WT2	Dry-Wet Wall - Timber Stud 50x100mm with 13 PB on one side and 13mm fibre cement, 2mm glue and 10mm tile on the other side
	WT3	Wet-Wet Wall - Timber Stud 50x100mm with 13mm fibre cement, 2mm glue and 10mm tile on other side
	WT4	Timber Stud 50x100mm with 13mm fibre cement, 2mm glue and 10mm tile on the other side
	WT5	13mm Fibre cement, 2mm glue and 10mm tile on the existing wall
	WT6	Plasterboard wall

DOOR AND WINDOW TYPES

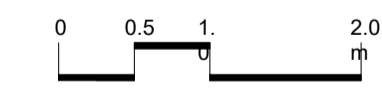
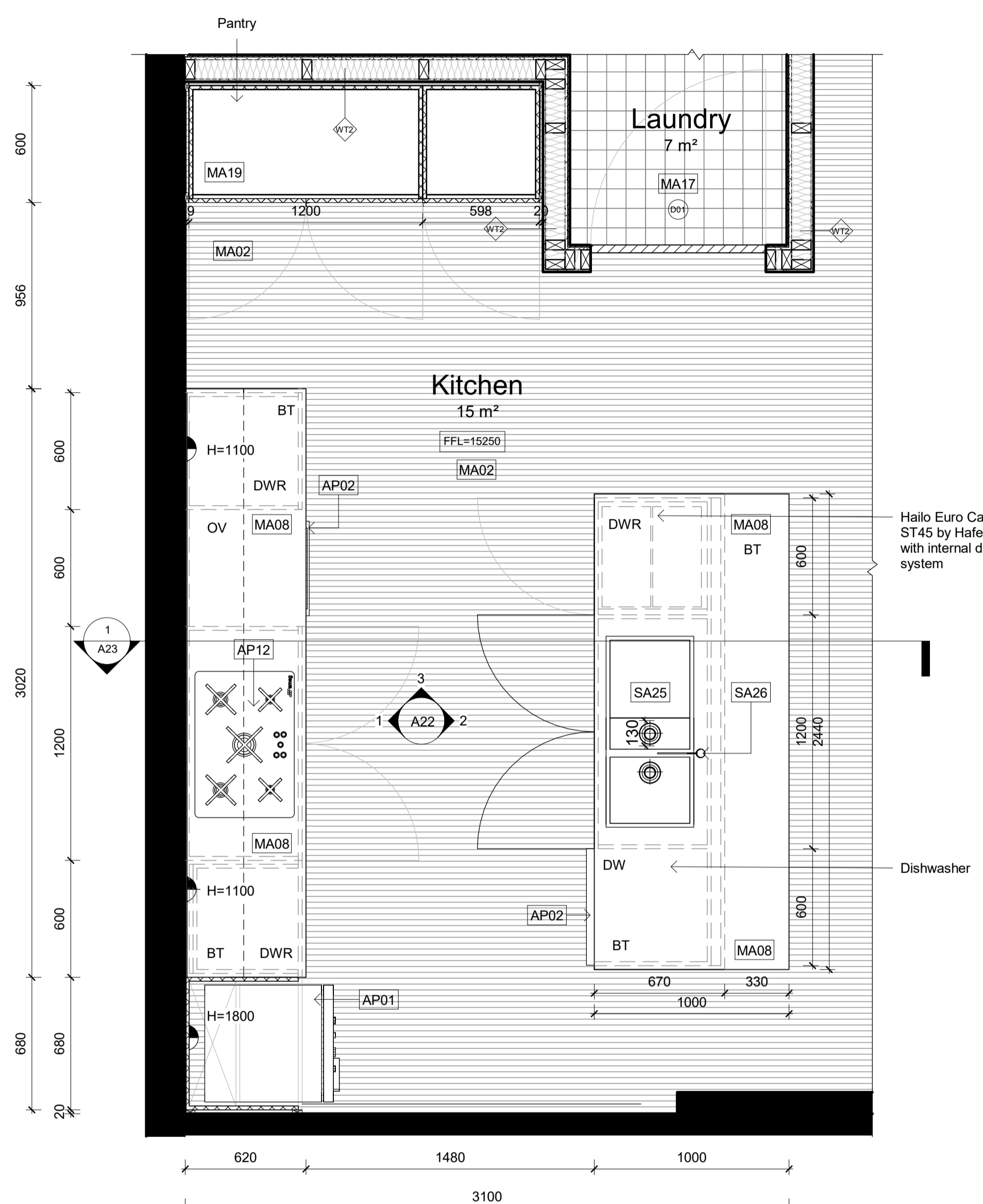
	W01	Easyclosee Altar Win Powerlosure Stronghold by Brezeway 2200x200mm
	D01	Filmuro Flush Door by Garfol 2400x900mm
	D02	E2 bi-fold Door by Centor 2200mmx2600mm
	D03	E2 bi-fold Door by Centor 4850mmx2900mm

ABBREVIATIONS

ADJ	Adjustable	KB	Kickboard
AP	Appliances	LI	Lighting
AR	Archwork	MDF	Medium Density Fibreboard
BT	Benchtop	OS	Open Shelving
DWR	Drawer	P	Pantry
AC	Air Conditioner	PB	Plasterboard
CD5	Check On Site	POLY	Polyurethane Finish
EQ	Equipment	SB	Spashesback
FC	Fibre cement	SCB	Skirtingboard
FCL	Finished Ceiling Level	SL	Shadowline
FFL	Finished Floor Level	SS	Stainless Steel
FU	Furniture	JO	Joinery
FZO	Fixed Shelving		
GPO	General Power Outlet		

Key Value **Keystone Text**

AP01	50's Retro Style Aesthetic Fridge by Smeg
AP02	Fully Integrated Dishwasher by Smeg
AP05	Recycle Wall Mounted Rangehood Mini OM by Elica
AP06	7kg Washing Machine by Miele
AP12	Smeg Cooktop
EQ08	Mac Desktop by Apple
EQ09	Mac keyboard and Mouse by Apple
EQ10	Kenwood Toaster
FU04	Aluminium Bed Soft by MDF Italia
FU09	Benson Coffee Table by Miroslav
FU12	Charlie 3 Seater Sofa by Jordan
FU15	Low Table Kyo by Jordan
FU18	Flow Chair by MDF Italia
FU20	Armchair Classics by Moxoso
FU23	Lucia Knights Bridge Coffee Table
FU25	Millie Upright Armless Chair
FU26	Kettal Bitta Daybed
FU27	Outdoor Alaura Coffee Table
FU28	Kettal Mala Armchair
FU29	Ketta ZigZag Fire pit
FU30	Kettal Mesh Sofa
L20	
LI01	Mask Desk lamp by Moooi
LI02	Amis de Jean Pendant by Ligne Roset
LI03	Mama Floor Lamp by Ligne Roset
LI08	Wall Mounted Light Potence by Vitra
LI10	Abatis Table Lamp by Pirearchina
LI12	Double GPO Linea by HPM
MA02	Oak Timber Flooring
MA03	Ceiling Finish Timber
MA05	Solid Polished Timber Oak
MA06	Toughned Glass
MA08	Carrarra Marble Benchtop
MA09	Mirror
MA11	DI Lorenzo Floor Finish Tile
MA12	Timber Vaneer Joinery
MA13	Stone
MA14	Brass Metal for joinery handles
MA15	Terrace white paint 9W by Dulux
MA16	DI Lorenzo Industrial wall tile
MA17	DI Lorenzo E- Street Naturale Sand Finish
MA18	Steel Stair Balustrade
MA19	Finished rivene laminax wardrobe
MA20	Ensuite Solid Oak Timber
SA02	Basin Mixer Axon by Milli
SA03	Bottle Trap by Mizu
SA05	Toilet Wall Hung Zero50 by Roger Seller
SA07	Button Plate by Hideaway
SA08	Paper Holder Glance by Milli
SA09	Toilet Brush Holder Glance by Milli
SA10	Wall Soap Dispenser Glance by Milli
SA13	Apple counter basin
SA14	Mizu wall hung vanity
SA17	Shower Tray by Posh Bristol
SA18	Shower Mixer Axon by Milli
SA20	Heated Towel Rail by Kado
SA22	Paper Bin by Decor
SA23	Freestanding Bath by Kado
SA24	Floor Bath Mixer Axon by Milli
SA25	Laundry Tub Centinox by Franke
SA26	Tap Planer Swivel Spout by Franke

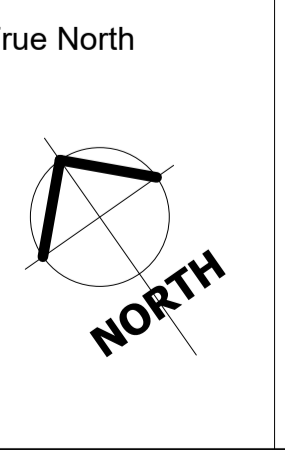


Revisions

No	Date	Description	Ver.	App'd
A	15/05/2019	CONSTRUCTION DRAWINGS	xx	App'd

Do not scale drawings. Use figured dimensions only. Check and verify levels and dimensions on site prior to commencement of any work, the preparation of drawings or the fabrication of components.
This drawing is copyright and can not be reproduced without written consent.

Client
Marion & Will Baker

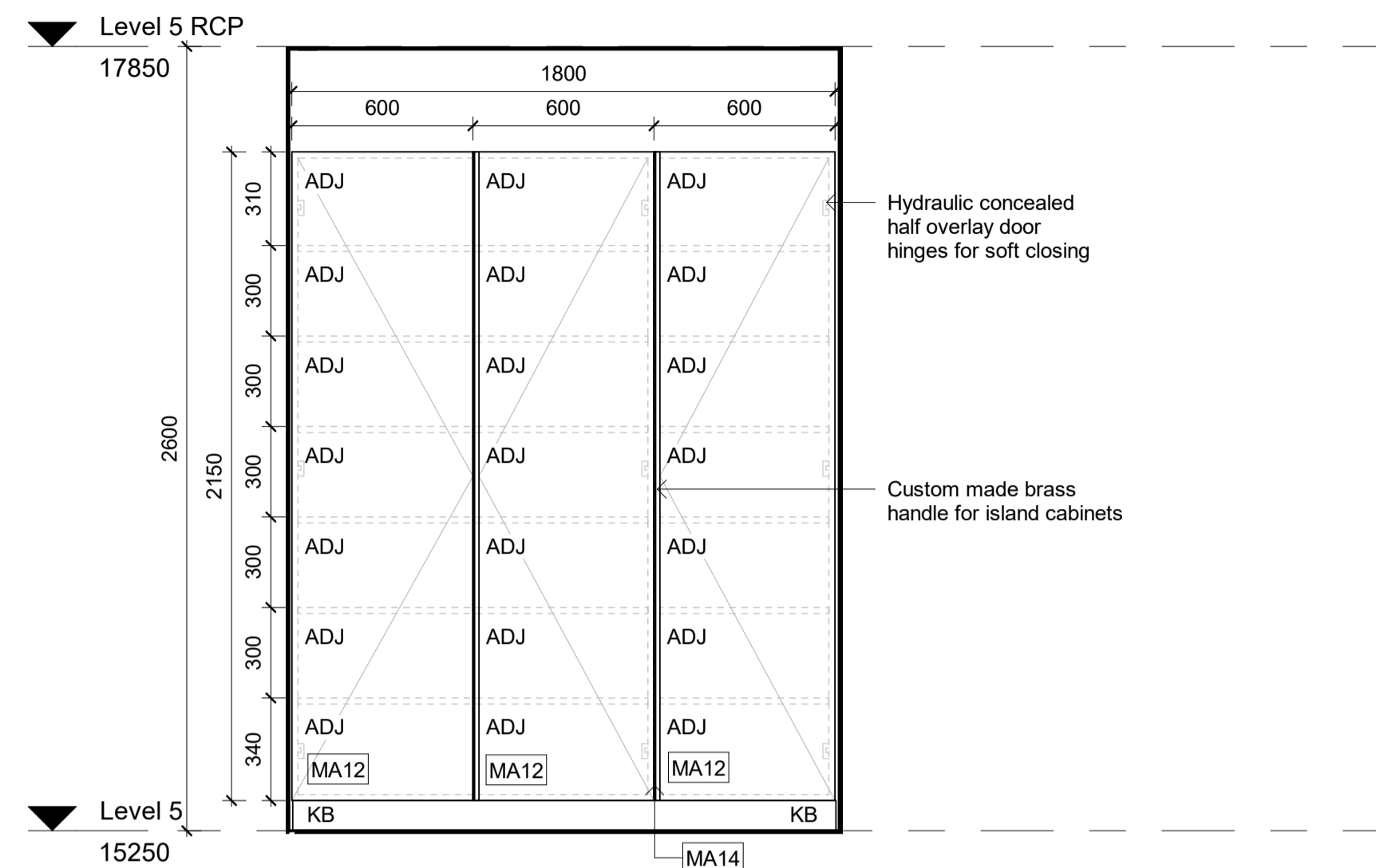


True North
Billy Blue College of Design
46-52 Mountain Street, Ultimo, NSW 2007, Australia
+61 (0)2 9999 9999
BILLY BLUE COLLEGE OF DESIGN
TORRENS UNIVERSITY AUSTRALIA
LAUREATE INTERNATIONAL UNIVERSITIES

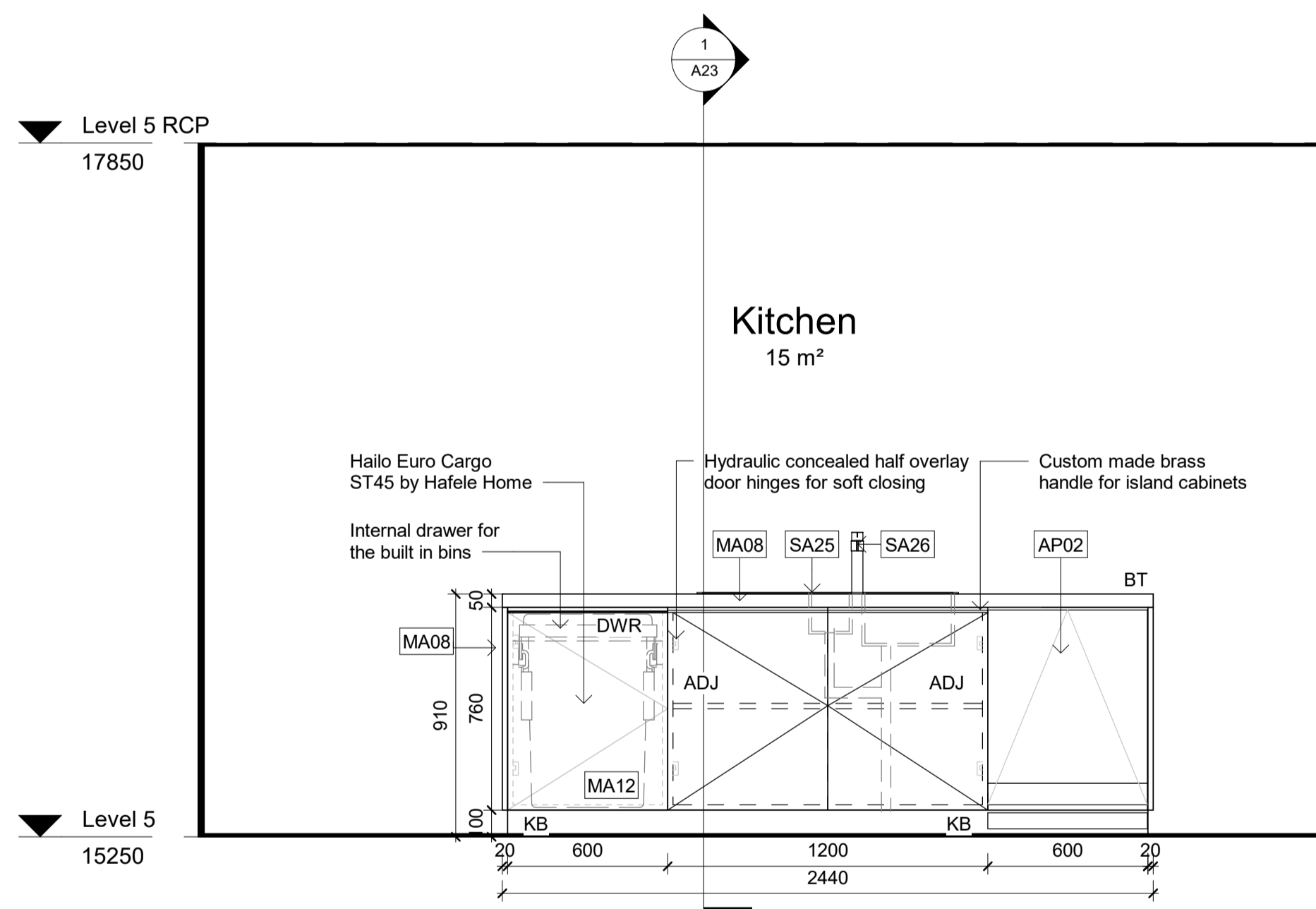
Project
IDR304A Assessment Brief 2
545/46 Baywater Drive,
Wentworth Point, NSW, 2127
Project number
19.001

Drawing Title
Kitchen Detail plan
Drawing Status
**CONSTRUCTION DRAWINGS
NOT FOR CONSTRUCTION**

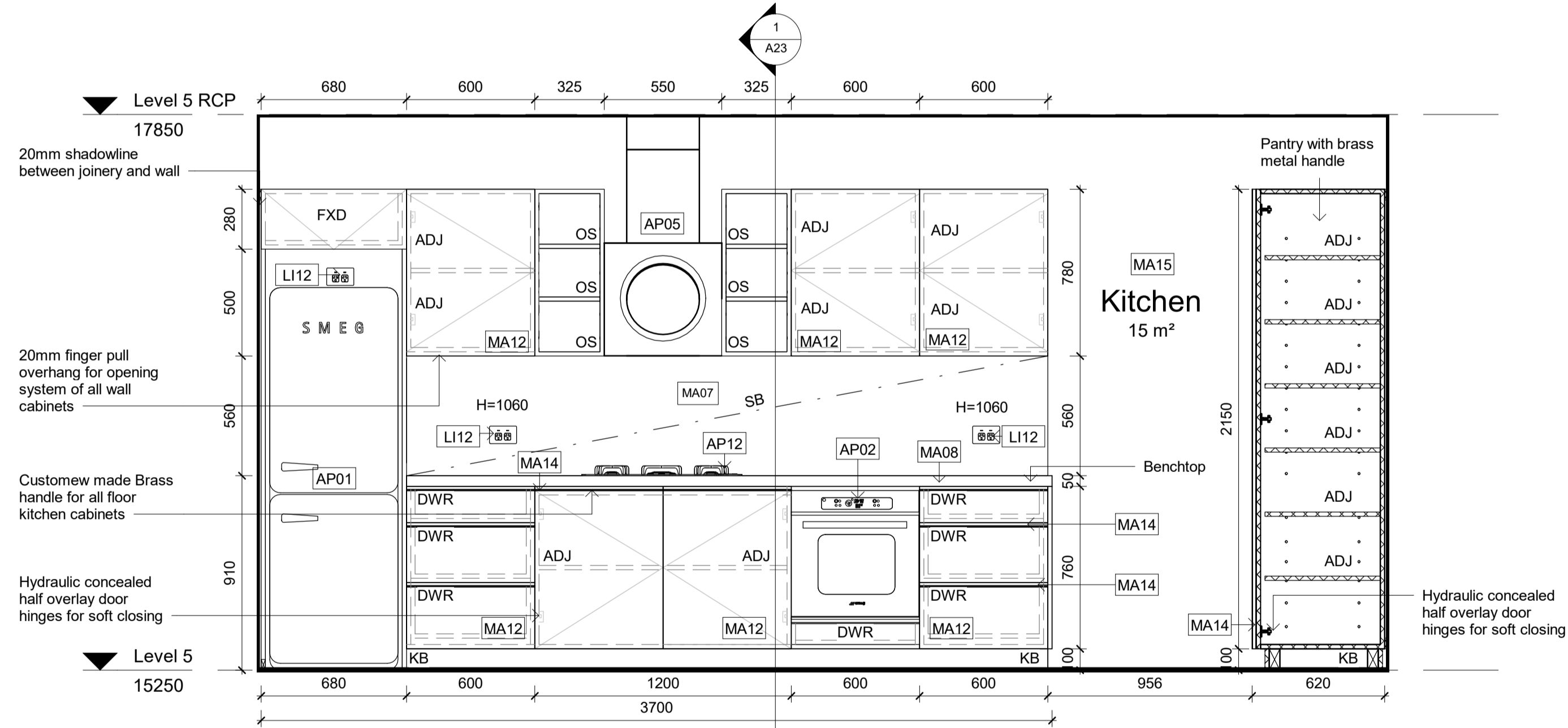
Scale
1:20
Drawing No
A21
Issue
A
Date
15/05/2019
Drawn by
RM



3 Kitchen elevation 3
1:20



2 Kitchen Elevation 2
1:20



1 Kitchen Elevation 1
1:20

LEGEND

GRAPHIC SYMBOLS	
	Existing Walls
	Surrounding Tenancies
	Concrete Slab
	Stone
	Insulation
	MDF
	Glass
	Tile
	Steel
	Plasterboard
	GPO
	Timber Stud Structure
	Membrane
	Fibre Cement

WALL TYPES	
	WT1 Dry-Dry Wall - Timber Stud 50x100mm with 13mm PB on either side
	WT2 Dry-Wet Wall - Timber Stud 50x100mm with 13 PB on one side and 13mm fibre cement, 2mm glue and 10mm tile on the other side
	WT3 Wet-Wet Wall - Timber Stud 50x100mm with 13mm fibre cement, 2mm glue and 10mm tile on either side
	WT4 Timber Stud 50x100mm with 13mm fibre cement, 2mm glue and 10mm tile on the other side
	WT5 13mm Fibre cement, 2mm glue and 10mm tile on the existing wall
	WT6 Plasterboard wall

DOOR AND WINDOW TYPES	
	W01 EasyScreen Alar Win Powerouvre Stronghold by Brecoway 220x200mm
	D01 Filomuro Flush Door by Garfisi 2400x2000mm
	D02 E2 bi-fold Door by Centor 2200mmx2000mm
	D03 E2 bi-fold Door by Centor 4850mmx2000mm

ABBREVIATIONS			
ADJ	Adjustable	KB	Kickboard
AP	Appliances	LI	Lighting
AR	Architrave	MDF	Medium Density Fibreboard
BT	Benchtop	OS	Open Shelving
DWR	Drawer	P	Partly
AC	Air Conditioner	PB	Plasterboard
CS	Check On Site	POLY	Polyurethane Finish
EQ	Equipment	SB	Shelving
FC	Fabrication	SKB	Skirtingboard
FCL	Finished Ceiling Level	SL	Stainless Steel
FFL	Finished Floor Level	SS	Stainless Steel
FU	Furniture	JO	Joinery
FXD	Fixed Shelving		
GPO	General Power Outlet		

Key Value	Keynote Text
AP01	50's Retro Style Aesthetic Fridge by Smeg
AP02	Fully Integrated Dishwasher by Smeg
AP05	Recycle Wall Mounted Rangehood Mini OM by Elica
AP06	7kg Washing Machine by Miele
AP12	Smeg Cooktop
EQ08	iMac Desktop by Apple
EQ09	iMac keyboard and Mouse by Apple
EQ10	Kenwood Toaster
FU04	Aluminium Bed Sofa by MDF Italia
FU09	Benson Coffee Table by Minotti
FU12	Charlie 3 Seater Sofa by Jordan
FU15	Low Table Kyo by Jordan
FU18	Flow Chair by MDF Italia
FU20	Armchair Classics by Moroso
FU23	Lucia Knights Bridge Coffee Table
FU25	Mille Upright Armless Chair
FU26	Ketta Brita Daybed
FU27	Outdoor Altara Coffee Table
FU28	Ketta Mala Armchair
FU29	Ketta ZigZag Fire pit
FU30	Ketta Mesh Sofa
L20	
LI01	Mask Desk lamp by Moooi
LI02	Amis de Jean Pendant by Ligne Roset
LI03	Mama Floor Lamp by Ligne Roset
LI08	Wall Mounted Light Polence by Vitra
LI10	Abalis Table Lamp by Piretti
LI12	Double GPO Linea by HPM
MA02	Oak Timber Flooring
MA03	Ceiling Finish Timber
MA05	Solid Polished Timber Oak
MA06	Toughened Glass
MA08	Carrara Marble Benchtop
MA09	Mirror
MA11	Di Lorenzo Floor Finish Tile
MA12	Timber Veneer Joinery
MA13	Stone
MA14	Brass Metal for joinery handles
MA15	Ferrace white paint SW by Dulux
MA16	Di Lorenzo Industrial wall tile
MA17	Di Lorenzo E-Street Naturale Sand Finish
MA18	Steel Stair Balustrade
MA19	Finished rvene lammax wardrobe
MA20	Ensuite Solid Oak Timber
SA02	Basin Mixer Axon by Mill
SA03	Bottle Trap by Mizu
SA05	Toilet Wall Hung Zero50 by Roger Seller
SA07	Button Plate by Hidesaway
SA08	Paper Holder Glance by Mill
SA09	Toilet Brush Holder Glance by Mill
SA10	Wall Soap Dispenser Glance by Mill
SA13	Apale counter basin
SA14	Mizu wall hung vanity
SA17	Shower Tray by Posh Bristol
SA18	Shower Mixer Axon by Mill
SA20	Heated Towel Rail by Kado
SA22	Paper Bin by Decor
SA23	Freestanding Bath by Kado
SA24	Floor Bath Mixer Axon by Mill
SA25	Laundry Tub Centinox by Franke
SA26	Tap Planner Swivel Spout by Franke



Revisions		
No	Date	Description
A	15/05/2019	CONSTRUCTION DRAWINGS
		Ver. App'd xx App'd

Do not scale drawings. Use figured dimensions only. Check and verify levels and dimensions on site prior to commencement of any work, the preparation of drawings or the fabrication of components. This drawing is copyright and can not be reproduced without written consent.

Client
Marion & Will Baker

True North

Billy Blue College of Design
46-52 Mountain Street, Ultimo, NSW 2007, Australia
+61 (0)2 9999 9999

Project
IDR304A Assessment Brief 2

545/46 Baywater Drive,
Wentworth Point, NSW, 2127

Project number
19.001

Drawing Title
Kitchen Elevations 1-3

Drawing Status
**CONSTRUCTION DRAWINGS
NOT FOR CONSTRUCTION**

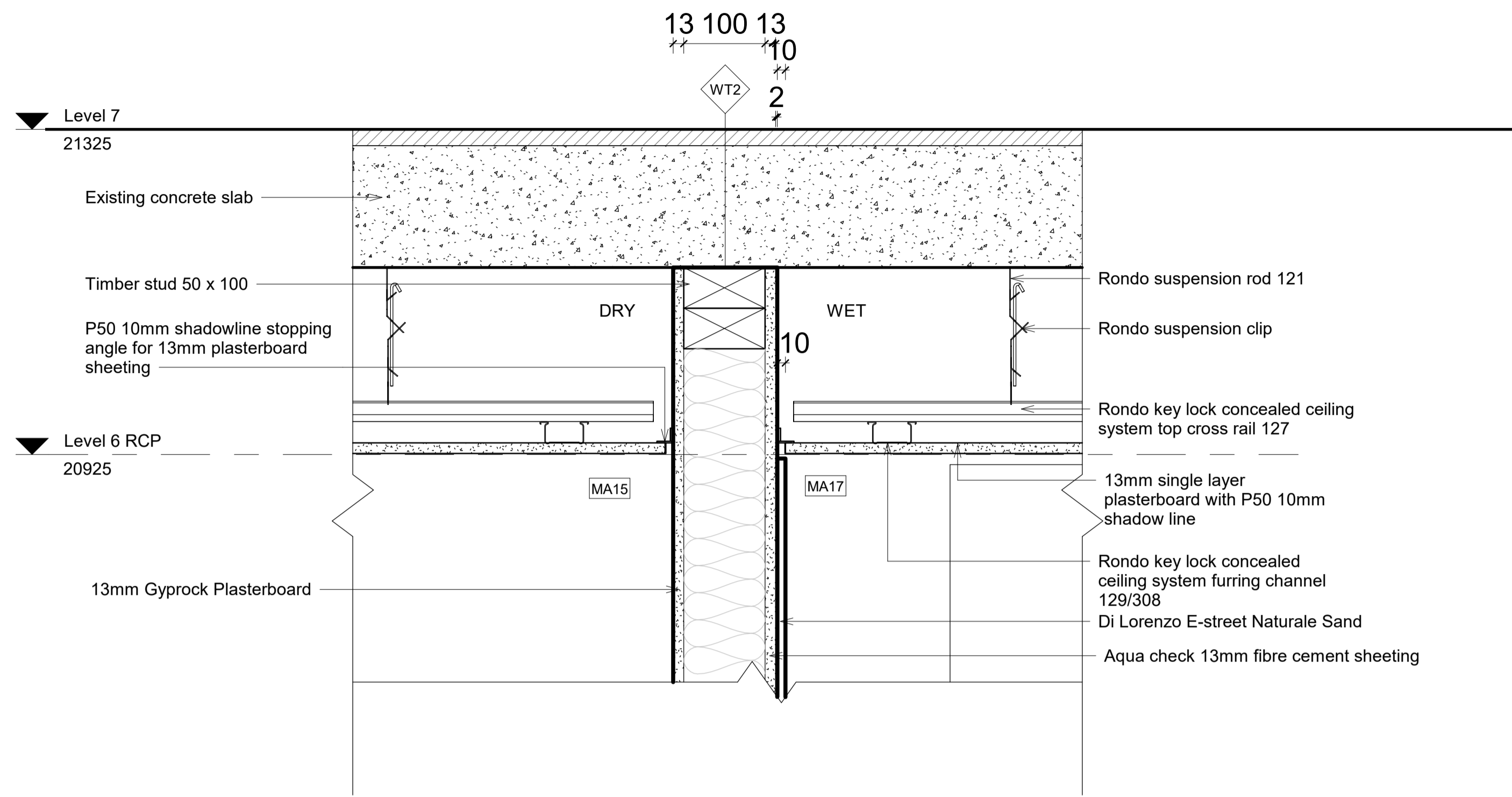
Scale
1:20

Drawing No
A22

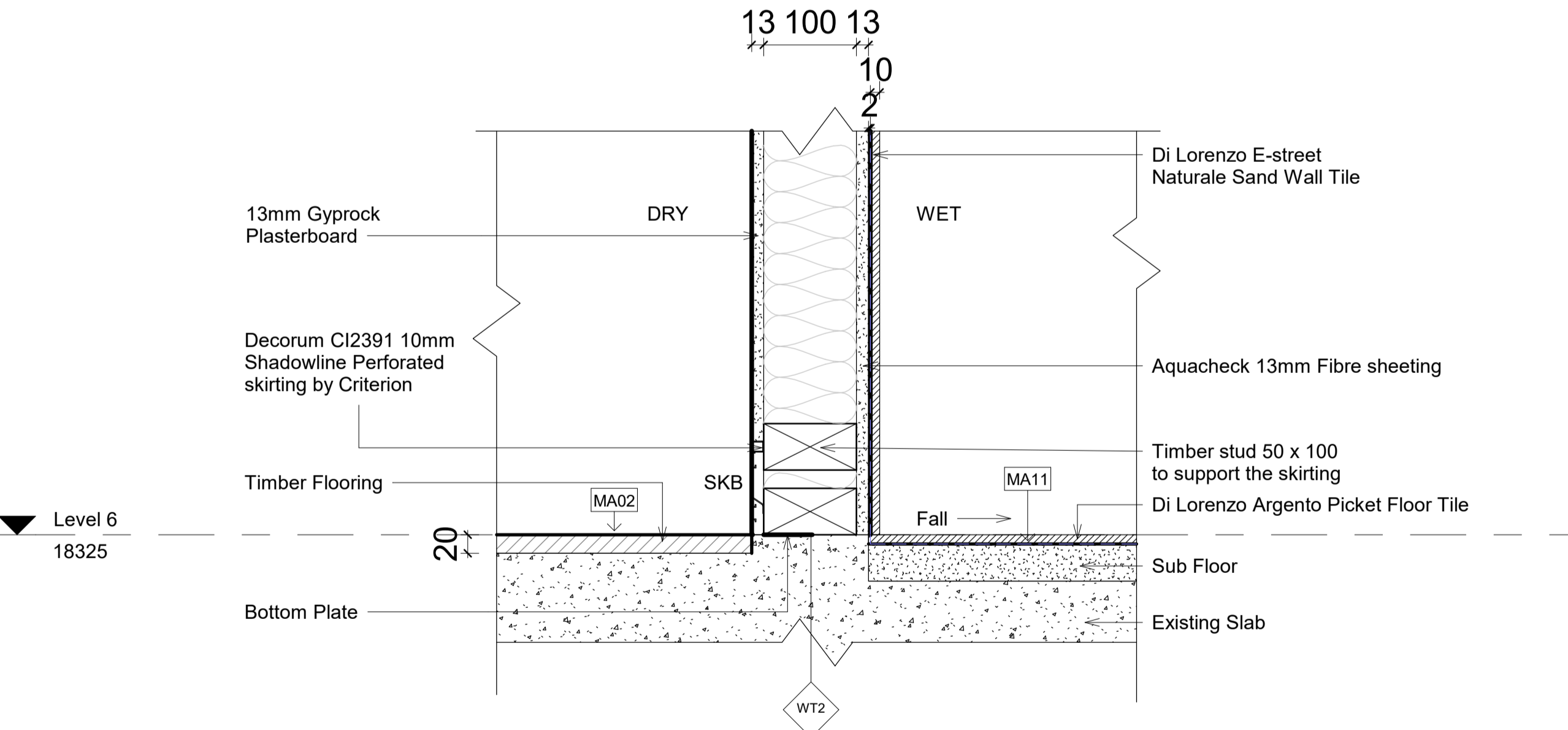
Issue
A

Date
15/05/2019

Drawn by
RM



2 Typical wall & ceiling detail section-(dry/wet)
1:5



1 Typical wall & floor detail section (dry/wet)
1:5



LEGEND

GRAPHIC SYMBOLS

	Existing Walls		Tile
	Surrounding Tenancies		Steel
	Concrete Slab		Plasterboard
	Stone		GPO
	Insulation		Timber Stud Structure
	MDF		Membrane
	Glass		Fibre Cement

WALL TYPES

	WT1	Dry-Dry Wall - Timber Stud 50x100mm with 13mm PB on either side
	WT2	Dry-Wet Wall - Timber Stud 50x100mm with 13 PB on one side and 13mm fibre cement, 2mm glue and 10mm tile on the other side
	WT3	Wet-Wet Wall - Timber Stud 50x100mm with 13mm fibre cement, 2mm glue and 10mm tile on other side
	WT4	Timber Stud 50x100mm with 13mm fibre cement, 2mm glue and 10mm tile on the other side
	WT5	13mm Fibre cement, 2mm glue and 10mm tile on the existing wall
	WT6	Plasterboard wall

DOOR AND WINDOW TYPES

	W01	Easyscreen Allair Win Powerouvre Stronghold by Brecozey 2200x2000mm
	D01	Filmuro Flush Door by Garfali 2400x900mm
	D02	E2 bi-fold Door by Centor 2200mmx2600mm
	D03	E2 bi-fold Door by Centor 4850mmx2600mm

ABBREVIATIONS

AJ	Adjustable	KB	Kickboard
AP	Appliances	LI	Lighting
AR	Archwork	MDF	Medium Density Fibreboard
BT	Benchtop	OS	Open Shelving
DWR	Drawer	P	Plinty
AC	Air Conditioner	PB	Plasterboard
CCS	Check On Site	POLY	Polyurethane Finish
EQ	Equipment	SB	Skirtingboard
FC	Fabrication	SKB	Skirtingboard
FCL	Finished Ceiling Level	SL	Shadowline
FLL	Finished Floor Level	SS	Stainless Steel
FJ	Furniture	JO	Joinery
FXD	Face Striving		
GPO	General Power Outlet		

Key Value	Keynote Text
AP01	50's Retro Style Aesthetic Fridge by Smeg
AP02	Fully Integrated Dishwasher by Smeg
AP05	Recycle Wall Mounted Rangehood Mini OM by Elica
AP06	7kg Washing Machine by Miele
AP12	Smeg Cooktop
EQ08	iMac Desktop by Apple
EQ09	iMac keyboard and Mouse by Apple
EQ10	Kenwood Toaster
FU04	Aluminium Bed Sofa by MDF Italia
FU09	Benson Coffee Table by Minotti
FU12	Charlie 3 Seater Sofa by Jordan
FU15	Low Table Kyo by Jordan
FU18	Flow Chair by MDF Italia
FU20	Armchair Classics by Moroso
FU23	Lucia Knights Bridge Coffee Table
FU25	Mille Upright Armless Chair
FU26	Ketta Brita Daybed
FU27	Outdoor Altana Coffee Table
FU28	Ketta Mala Armchair
FU29	Ketta ZigZag Fire pit
FU30	Ketta Mesh Sofa
L20	
LI01	Mask Desk lamp by Moooi
LI02	Amis de Jean Pendant by Ligne Roset
LI03	Mama Floor Lamp by Ligne Roset
LI08	Wall Mounted Light Polence by Vitra
LI10	Abalis Table Lamp by Piretti
LI12	Double GPO Linea by HPM
MA02	Oak Timber Flooring
MA03	Ceiling Finish Timber
MA05	Solid Polished Timber Oak
MA06	Toughened Glass
MA08	Carrarra Marble Benchtop
MA09	Mirror
MA11	Di Lorenzo Floor Finish Tile
MA12	Timber Veneer Joinery
MA13	Stone
MA14	Brass Metal for joinery handles
MA15	Ferrace white paint SW by Dulux
MA16	Di Lorenzo Industrial wall tile
MA17	Di Lorenzo E-Street Naturale Sand Finish
MA18	Steel Stair Balustrade
MA19	Finished rvene lammax wardrobe
MA20	Ensuite Solid Oak Timber
SA02	Basin Mixer Axon by Mill
SA03	Bottle Trap by Mizu
SA05	Toilet Wall Hung Zero50 by Roger Seller
SA07	Button Plate by Hideaway
SA08	Paper Holder Glance by Mill
SA09	Toilet Brush Holder Glance by Mill
SA10	Wall Soap Dispenser Glance by Mill
SA13	Apalis counter basin
SA14	Mizu wall hung vanity
SA17	Shower Tray by Posh Bristol
SA18	Shower Mixer Axon by Mill
SA20	Heated Towel Rail by Kado
SA22	Paper Bin by Decor
SA23	Freestanding Bath by Kado
SA24	Floor Bath Mixer Axon by Mill
SA25	Laundry Tub Centinox by Franke
SA26	Tap Planer Swivel Spout by Franke

Revisions	Description	Ver. App'd
No Date		
A 15/05/2019	CONSTRUCTION DRAWINGS	xx App'd

Do not scale drawings. Use figured dimensions only. Check and verify levels and dimensions on site prior to commencement of any work, the preparation of drawings or the fabrication of components. This drawing is copyright and can not be reproduced without written consent.

Client
Marion & Will Baker

True North

Billy Blue College of Design
46-52 Mountain Street, Ultimo, NSW 2007, Australia
+61 (0)2 9999 9999

Project
IDR304A Assessment Brief 2
545/46 Baywater Drive,
Wentworth Point, NSW, 2127
Project number
19.001

Drawing Title
Typical wall & floor / wall & ceiling detail section

Drawing Status
CONSTRUCTION DRAWINGS NOT FOR CONSTRUCTION

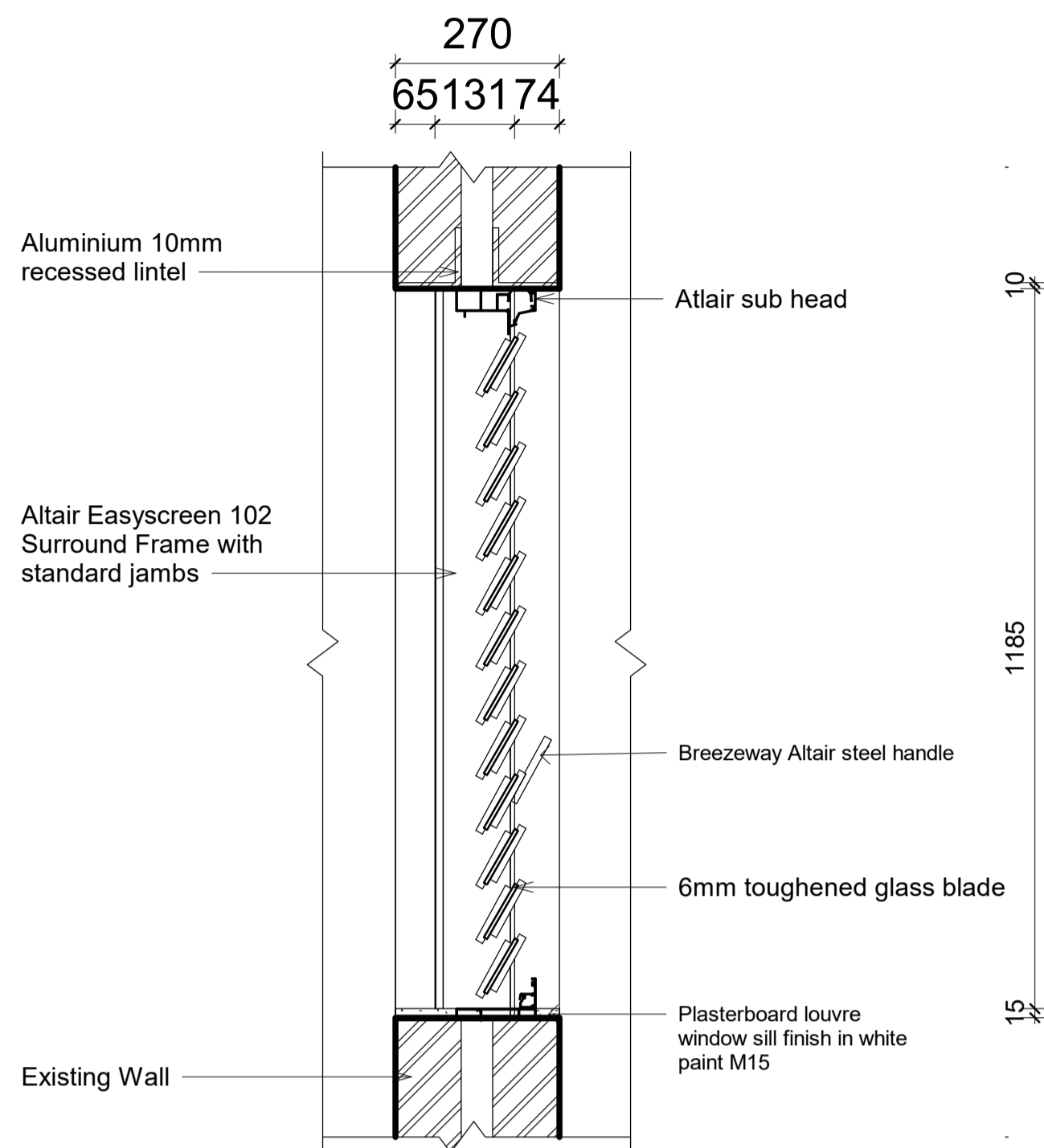
Scale
1:5

Drawing No
A24


Issue
A

Date
15/05/2019

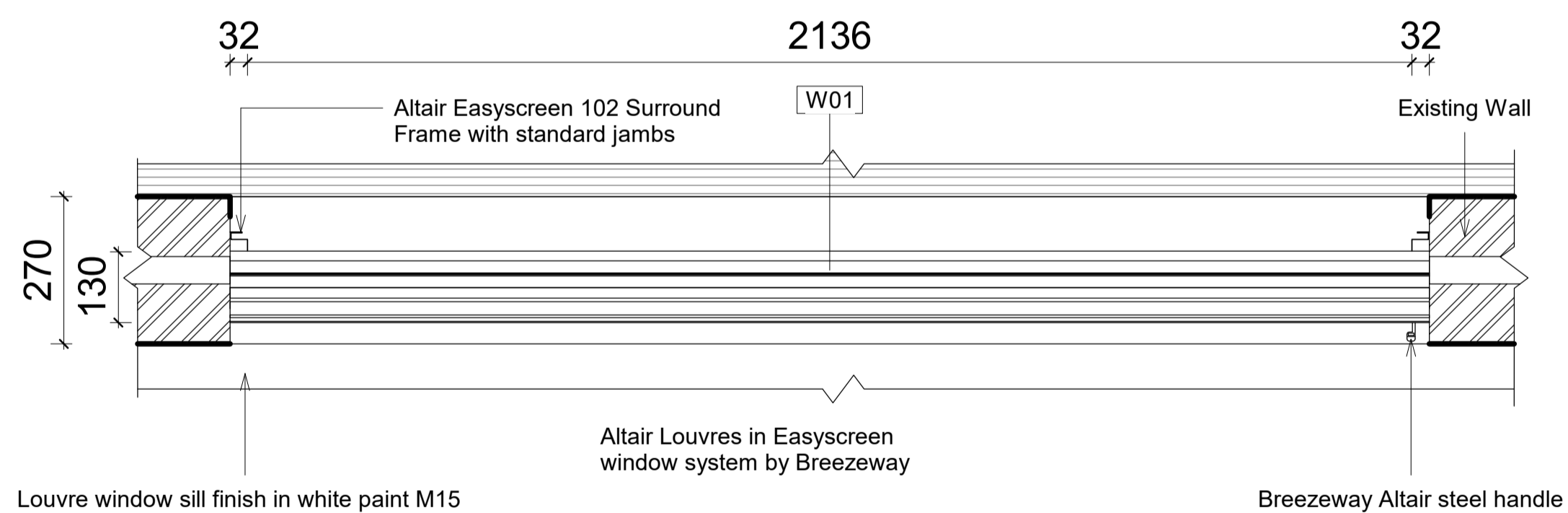
Drawn by
RM



3 Louvre detail section
1 : 10



2 Louvre detail elevation
1 : 10



1 Louvre detail plan
1 : 10

LEGEND

GRAPHIC SYMBOLS	
[Symbol]	Existing Walls
[Symbol]	Surrounding Tenancies
[Symbol]	Concrete Slab
[Symbol]	Stone
[Symbol]	Insulation
[Symbol]	MDF
[Symbol]	Glass
[Symbol]	Tile
[Symbol]	Steel
[Symbol]	Plasterboard
[Symbol]	GPO
[Symbol]	Timber Stud Structure
[Symbol]	Membrane
[Symbol]	Fibre Cement

WALL TYPES	
[Symbol]	WT1 Dry-Dry Wall - Timber Stud 50x100mm with 13mm PB on either side
[Symbol]	WT2 Dry-Wet Wall - Timber Stud 50x100mm with 13 PB on one side and 12mm fibre cement, 2mm glue and 10mm tile on the other side
[Symbol]	WT3 Wet-Wet Wall - Timber Stud 50x100mm with 13mm fibre cement, 2mm glue and 10mm tile on other side
[Symbol]	WT4 Timber Stud 50x100mm with 13mm fibre cement, 2mm glue and 10mm tile on the other side
[Symbol]	WT5 13mm Fibre cement, 2mm glue and 10mm tile on the existing wall
[Symbol]	WT6 Plasterboard wall

DOOR AND WINDOW TYPES	
[Symbol]	W01 Easyscreen Altair Win Powerouvre Stronghold by Breezeway 2200x2000mm
[Symbol]	D01 Filomuro Flush Door by Garfield 2400x900mm
[Symbol]	D02 E2 bi-fold Door by Centor 2200mmx2600mm
[Symbol]	D03 E2 bi-fold Door by Centor 4850mmx2600mm

ABBREVIATIONS			
ADJ	Adjustable	KB	Kickboard
AP	Appliances	LI	Lighting
AR	Architrave	LI	Lighting
BT	Benchtop	MDF	Medium Density Fibreboard
DWR	Drawer	OS	Open Shelving
AC	Air Conditioner	P	Plantry
CO5	Check On Site	PB	Plasterboard
EQ	Equipment	POLY	Polyurethane Finish
FC	Fabrication	SB	Skirtingboard
FCL	Finished Ceiling Level	SKB	Skirtingboard
FLL	Finished Floor Level	SL	Shelving
FU	Furniture	SS	Stainless Steel
PXD	Fixed Shelving	JO	Joinery
GPO	General Power Outlet		

Key Value	Keynote Text
AP01	50% Retro Style Aesthetic Fridge by Smeg
AP02	Fully Integrated Dishwasher by Smeg
AP05	Recycle Wall Mounted Rangehood Mini OM by Elica
AP06	7kg Washing Machine by Miele
AP12	Smeg Cooktop
EQ08	iMac Desktop by Apple
EQ09	iMac keyboard and Mouse by Apple
EQ10	Kenwood Toaster
FU04	Aluminium Bed Sofa by MDF Italia
FU09	Benson Coffee Table by Minotti
FU12	Charlie 3 Seater Sofa by Jordan
FU15	Low Table Kyo by Jordan
FU18	Flow Chair by MDF Italia
FU20	Armchair Glasses by Moroso
FU23	Lucia Knights Bridge Coffee Table
FU25	Mille Upright Armless Chair
FU26	Ketta Beta Daybed
FU27	Outdoor Altara Coffee Table
FU28	Ketta Mala Armchair
FU29	Ketta ZigZag Fire pit
FU30	Ketta Mesh Sofa
L20	
L01	Mask Desk lamp by Moooi
L02	Amis de Jean Pendant by Ligne Roset
L03	Mama Floor Lamp by Ligne Roset
L08	Wall Mounted Light Potence by Vitra
L10	Abalis Table Lamp by Parachina
L12	Double GPO Linea by HPM
MA02	Oak Timber Flooring
MA03	Ceiling Finish Timber
MA05	Solid Polished Timber Oak
MA06	Toughened Glass
MA08	Carrara Marble Benchtop
MA09	Mirror
MA11	Di Lorenzo Floor Finish Tile
MA12	Timber Vaneer Joinery
MA13	Stone
MA14	Brass Metal for joinery handles
MA15	Tenace white paint SW by Dulux
MA16	Di Lorenzo Industrial wall tile
MA17	Di Lorenzo E-Street Naturale Sand Finish
MA18	Steel Stair Balustrade
MA19	Finished riverine laminax wardrobe
MA20	Ensuite Solid Oak Timber
SA02	Basin Mixer Axon by Mill
SA03	Bottle Trap by Mizu
SA05	Toilet Wall Hung Zero50 by Roger Seller
SA07	Button Plate by Hideaway
SA08	Paper Holder Glance by Mill
SA09	Toilet Brush Holder Glance by Mill
SA10	Wall Soap Dispenser Glance by Mill
SA13	Apale counter basin
SA14	Mizu wall hung vanity
SA17	Shower Tray by Posh Bristol
SA18	Shower Mixer Axon by Mill
SA20	Heated Towel Rail by Kado
SA22	Paper Bin by Decor
SA23	Freestanding Bath by Kado
SA24	Floor Bath Mixer Axon by Mill
SA25	Laundry Tub Centinox by Franke
SA26	Tap Planer Swivel Spout by Franke



Revisions	Description	Ver. App'd	Do not scale drawings. Use figured dimensions only. Check and verify levels and dimensions on site prior to commencement of any work, the preparation of drawings or the fabrication of components. This drawing is copyright and can not be reproduced without written consent.	Client	True North	Project	Drawing Title	Scale	Drawing No	Issue
No	Date			Marion & Will Baker		Billy Blue College of Design 46-52 Mountain Street, Ultimo, NSW 2007, Australia +61 (0)2 9999 9999	Louvre window details	1:10	A25	A
A	15/05/2019	xx App'd				545/46 Baywater Drive, Wentworth Point, NSW, 2127 Project number 19.001	CONSTRUCTION DRAWINGS NOT FOR CONSTRUCTION	Date	15/05/2019	Drawn by RM

LEGEND

GRAPHIC SYMBOLS

	Existing Walls		Tile
	Surrounding Tenancies		Steel
	Concrete Slab		Plasterboard
	Stone		GPO
	Insulation		Timber Stud Structure
	MDF		Membrane
	Glass		Fibre Cement

WALL TYPES

W11	Dry-Dry Wall - Timber Stud 50x100mm with 13mm PB on either side
W12	Dry-Wet Wall - Timber Stud 50x100mm with 13 PB on one side and 13mm fibre cement, 2mm glue and 10mm tile on the other side
W13	Wet-Wet Wall - Timber Stud 50x100mm with 13mm fibre cement, 2mm glue and 10mm tile on either side
W14	Timber Stud 50x100mm with 13mm fibre cement, 2mm glue and 10mm tile on the other side
W15	13mm Fibre cement, 2mm glue and 10mm tile on the existing wall
W16	Plasterboard wall

DOOR AND WINDOW TYPES

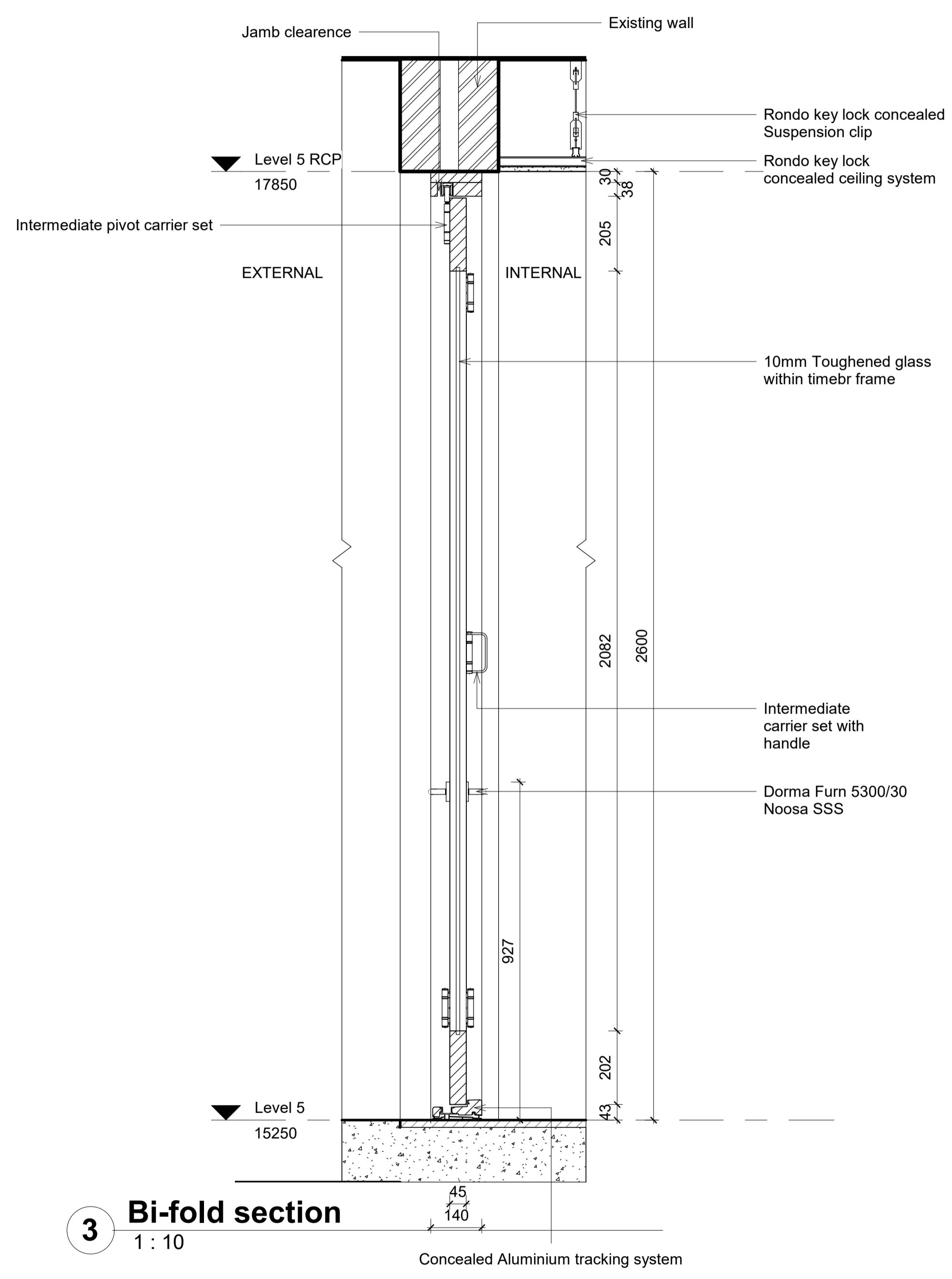
W01	Easyclose Altab Win Powerouvre Stronghold by Breweezy 220x200mm
D01	Filmuro Flush Door by Garfoli 2400x900mm
D02	E2 bi-fold Door by Centor 2200mmx2600mm
D03	E2 bi-fold Door by Centor 4850mmx2600mm

ABBREVIATIONS

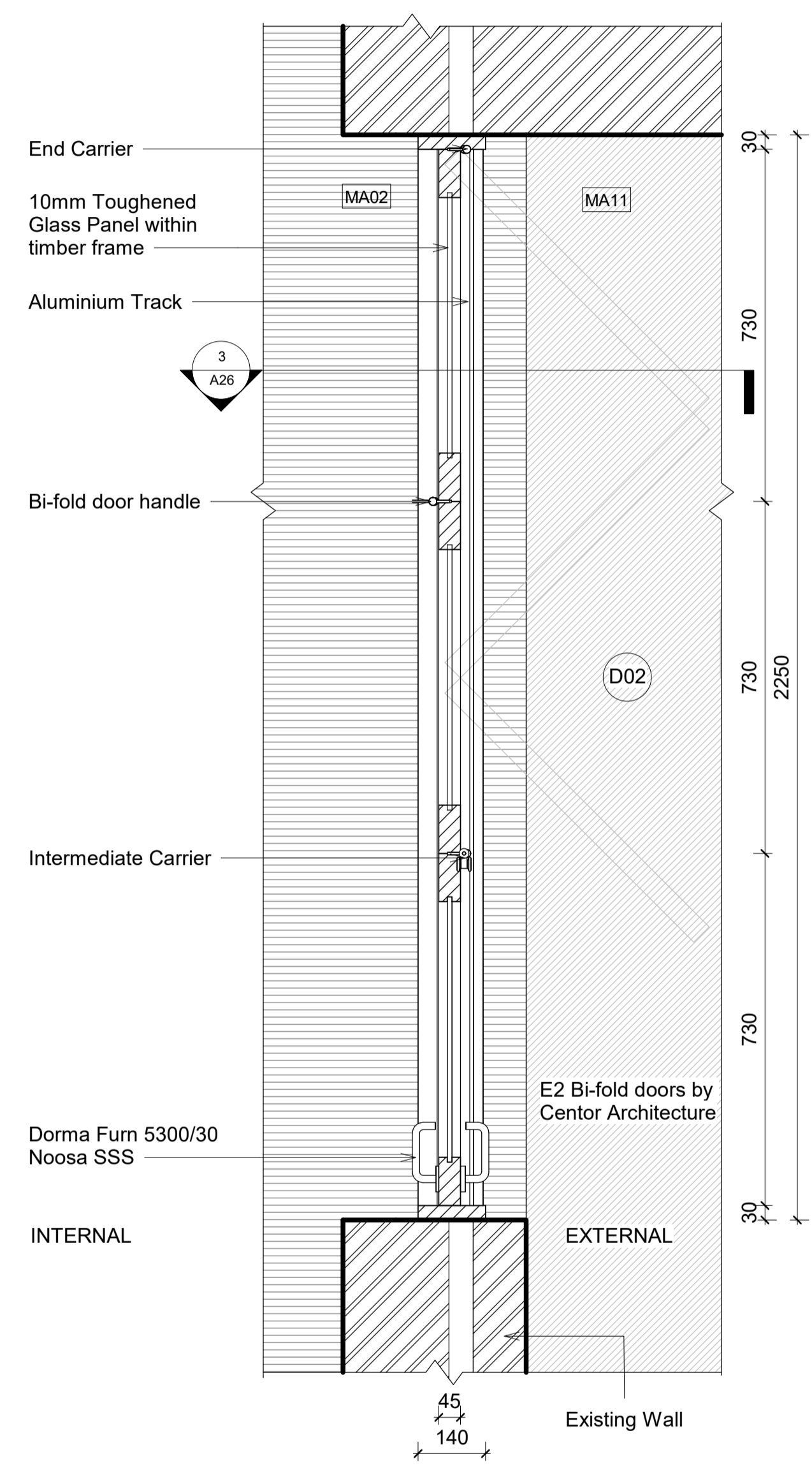
ADJ	Adjustable	KB	Kickboard
AP	Appliances	LI	Lighting
AR	Archwork	MDF	Medium Density Fibreboard
BT	Benchmark	OS	Open Shelving
DWR	Drawer	P	Pantry
AC	Air Conditioner	PB	Plasterboard
CD3	Check On Site	POLY	Polyurethane Finish
EQ	Equipment	SB	Splashback
FC	Fibre cement	SAB	Skirtingboard
FCL	Finished Ceiling Level	SL	Showerline
FLL	Finished Floor Level	SS	Stainless Steel
FU	Furniture	JO	Joinery
FSD	Fixed Shelving		
GPO	General Power Outlet		

Key Value **Keynote Text**

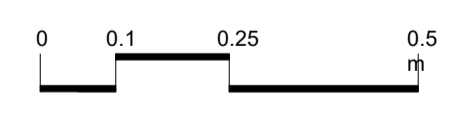
AP01	50's Retro Style Aesthetic Fridge by Smeg
AP02	Fully Integrated Dishwasher by Smeg
AP05	Recycle Wall Mounted Rangehood Mini OM by Elica
AP06	7kg Washing Machine by Miele
AP12	Smeg Cooktop
EQ08	Mac Desktop by Apple
EQ09	Mac keyboard and Mouse by Apple
EQ10	Kenwood Toaster
FU04	Aluminium Bed Sofa by MDF Italia
FU09	Benson Coffee Table by Minotti
FU12	Charlie 3 Seater Sofa by Jordan
FU15	Low Table Kyo by Jordan
FU18	Flow Chair by MDF Italia
FU20	Armchair Classics by Moscoso
FU23	Lucia Knights Bridge Coffee Table
FU25	Mille Upright Armless Chair
FU26	Ketta Bitta Daybed
FU27	Outdoor Altarra Coffee Table
FU28	Ketta Mala Armchair
FU29	Ketta ZigZag Fire pit
FU30	Ketta Mesh Sofa
L20	Mask Desk lamp by Moooi
LI01	Amis de Jean Pendant by Ligne Roset
LI02	Mama Floor Lamp by Ligne Roset
LI03	Wall Mounted Light Potence by Vitra
LI08	Abalis Table Lamp by Pirearchina
LI10	Double GPO Linea by HPM
LI12	Oak Timber Flooring
MA02	Ceiling Finish Timber
MA03	Solid Polished Timber Oak
MA05	Toughened Glass
MA06	Carrarra Marble Benchtop
MA08	Mirror
MA09	DI Lorenzo Floor Finish Tile
MA11	Timber Vaneer Joinery
MA12	Stone
MA13	Brass Metal for joinery handles
MA14	Terrace white paint 9W by Dulux
MA15	DI Lorenzo Industrial wall tile
MA16	DI Lorenzo E-Street Naturale Sand Finish
MA17	Steel Stair Balustrade
MA18	Finished rivene laminex wardrobe
MA19	Ensuite Solid Oak Timber
MA20	Basin Mixer Axon by Mill
SA02	Bottle Trap by Mizu
SA03	Toilet Wall Hung Zero50 by Roger Seller
SA07	Button Plate by Hideaway
SA08	Paper Holder Glance by Mill
SA09	Toilet Brush Holder Glance by Mill
SA10	Wall Soap Dispenser Glance by Mill
SA13	Apale counter basin
SA14	Mizu wall hung vanity
SA17	Shower Tray by Posh Bristol
SA18	Shower Mixer Axon by Mill
SA20	Heated Towel Rail by Kado
SA22	Paper Bin by Decor
SA23	Freestanding Bath by Kado
SA24	Floor Bath Mixer Axon by Mill
SA25	Laundry Tub Centinox by Franke
SA26	Tap Planer Swivel Spout by Franke



3 Bi-fold section
1 : 10



1 Bi-fold plan
1 : 10



Revisions

No	Date	Description	Ver.	App'd
A	15/05/2019	CONSTRUCTION DRAWINGS	xx	App'd

Do not scale drawings. Use figured dimensions only. Check and verify levels and dimensions on site prior to commencement of any work, the preparation of drawings or the fabrication of components.
This drawing is copyright and can not be reproduced without written consent.

Client
Marion & Will Baker

True North

Billy Blue College of Design
46-52 Mountain Street, Ultimo, NSW 2007, Australia
+61 (0)2 9999 9999

Project
IDR304A Assessment Brief 2

545/46 Baywater Drive,
Wentworth Point, NSW, 2127

Project number
19.001

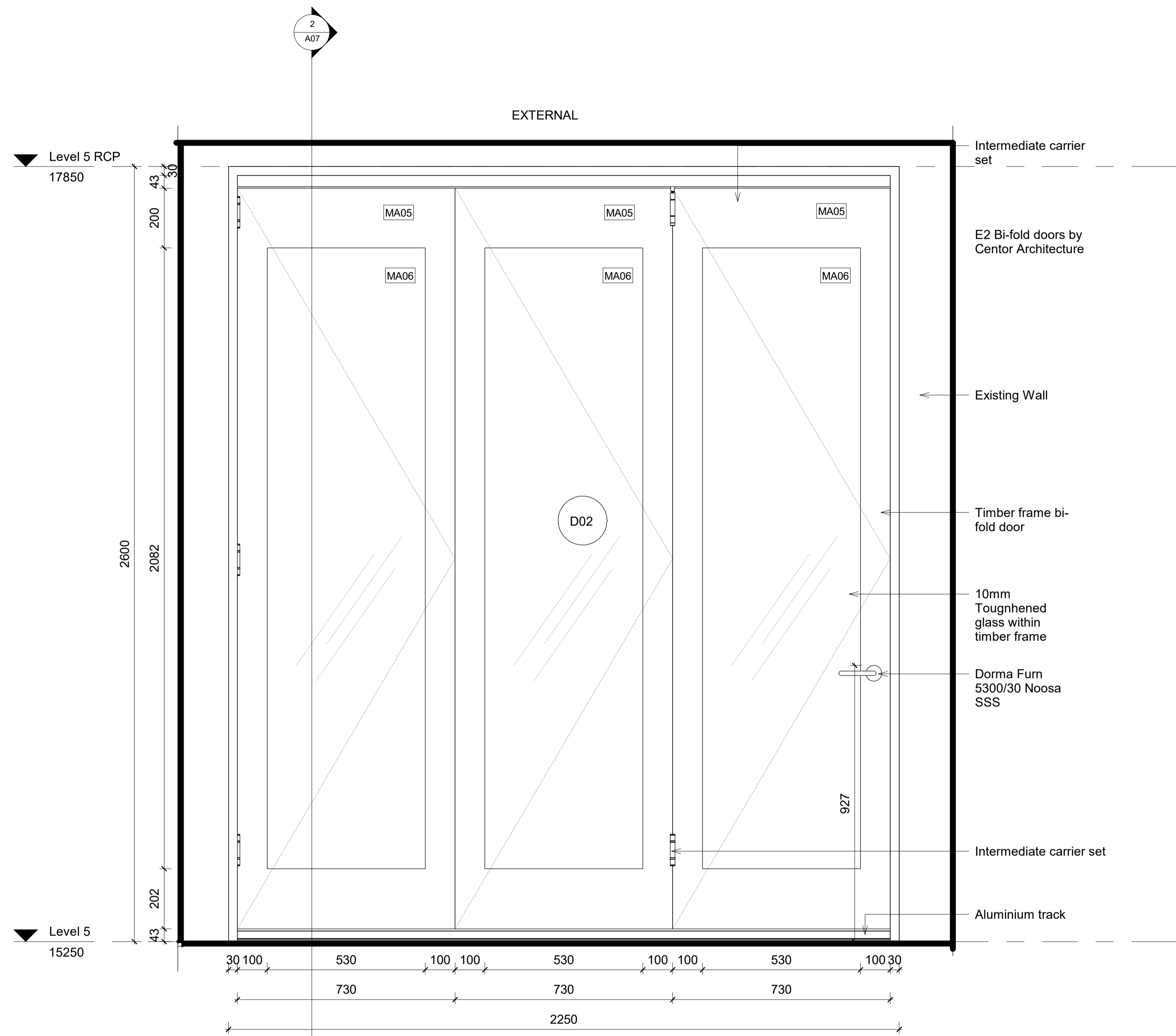
Drawing Title
Bi-fold door details

Drawing Status
**CONSTRUCTION DRAWINGS
NOT FOR CONSTRUCTION**

Scale Drawing No Issue
1:10 A26 A

Date **15/05/2019**

Drawn by **RM**



1 Bi-fold external elevation
1 : 10



LEGEND			
GRAPHIC SYMBOLS			
Existing Walls	Tile		
Surrounding Tenancies	Steel		
Concrete Slab	Plasterboard		
Stone	GPO		
Insulation	Timber Stud Structure		
MDF	Membrane		
Glass	Fibre Cement		
WALL TYPES			
WT1	Dry-Dry Wall - Timber Stud 50x100mm with 13mm PB on either side		
WT2	Dry-Wet Wall - Timber Stud 50x100mm with 13 PB on one side and 13mm fibre cement, 2mm glue and 10mm tile on the other side		
WT3	Wet-Wet Wall - Timber Stud 50x100mm with 13mm fibre cement, 2mm glue and 10mm tile on other side		
WT4	Timber Stud 50x100mm with 13mm fibre cement, 2mm glue and 10mm tile on the other side		
WT5	13mm Fibre cement, 2mm glue and 10mm tile on the existing wall		
WT6	Plasterboard wall		
DOOR AND WINDOW TYPES			
WD1	Easyclean Altair Win Powercourse Stronghold by Brecozey 2200x2000mm		
D01	Filmuro Flush Door by Garfoli 2400x900mm		
D02	E2 bi-fold Door by Centor 2200mmx2600mm		
D03	E2 bi-fold Door by Centor 4850mmx2600mm		
ABBREVIATIONS			
ADJ	Adjustable	KB	Kickboard
AP	Appliances	LI	Lighting
AR	Archwork	MDF	Medium Density Fibreboard
BT	Benchtop	OS	Open Shelving
AC	Air Conditioner	P	Pantry
DWR	Drawer	PB	Plasterboard
CS	Check On Site	POLY	Polyurethane Finish
EQ	Equipment	SB	Skirtingboard
FC	Fibre cement	SKB	Skirtingboard
FCL	Finished Ceiling Level	SL	Shadowline
FLL	Finished Floor Level	SS	Stainless Steel
FU	Furniture	JG	Joinery
FXD	Fixed Shelving		
GPO	General Power Outlet		
Key Value		Keynote Text	
AP01	50's Retro Style Aesthetic Fridge by Smeg	AP02	Fully Integrated Dishwasher by Smeg
AP05	Recycle Wall Mounted Rangehood Mini OM by Elica	AP06	7kg Washing Machine by Miele
AP12	Smeg Cooktop	EQ08	iMac Desktop by Apple
EQ09	iMac keyboard and Mouse by Apple	EQ10	Kenwood Toaster
FU04	Aluminium Bed Sofa by MDF Italia	FU09	Benson Coffee Table by Minotti
FU12	Charlie 3 Seater Sofa by Jordan	FU15	Low Table Kyo by Jordan
FU18	Flow Chair by MDF Italia	FU20	Armchair Classics by Moroso
FU23	Lucia Knights Bridge Coffee Table	FU25	Mille Upright Armless Chair
FU26	Ketta Brita Daybed	FU27	Outdoor Altara Coffee Table
FU28	Ketta Mala Armchair	FU29	Ketta ZigZag Fire pit
FU30	Ketta Mesh Sofa	L20	Mask Desk lamp by Moooi
LI01	Amis de Jean Pendant by Ligne Roset	LI03	Mama Floor Lamp by Ligne Roset
LI08	Wall Mounted Light Polence by Vitra	LI10	Abalis Table Lamp by Piretti
LI12	Double GPO Linea by HPM	MA02	Oak Timber Flooring
MA03	Ceiling Finish Timber	MA05	Solid Polished Timber Oak
MA06	Toughened Glass	MA08	Carrara Marble Benchtop
MA09	Mirror	MA11	Di Lorenzo Floor Finish Tile
MA12	Timber Veneer Joinery	MA13	Stone
MA14	Brass Metal for joinery handles	MA15	Ferrace white paint SW by Dulux
MA16	Di Lorenzo Industrial wall tile	MA17	Di Lorenzo E-Street Naturale Sand Finish
MA18	Steel Stair Balustrade	MA19	Finished rvene lammax wardrobe
MA20	Ensuite Solid Oak Timber	SA20	Bottle Trap by Mizu
SA02	Basin Mixer Axon by Mill	SA03	Toilet Wall Hung Zero50 by Roger Seller
SA05	Button Plate by Hideaway	SA07	Paper Holder Glance by Mill
SA08	Toilet Brush Holder Glance by Mill	SA09	Wall Soap Dispenser Glance by Mill
SA10	Apale counter basin	SA13	Mizu wall hung vanity
SA14	Mizu wall hung vanity	SA17	Shower Tray by Posh Bristol
SA18	Shower Mixer Axon by Mill	SA20	Heated Towel Rail by Kado
SA22	Paper Bin by Decor	SA23	Freestanding Bath by Kado
SA24	Floor Bath Mixer Axon by Mill	SA25	Laundry Tub Centinox by Franke
SA26	Tap Planer Swivel Spout by Franke		

Revisions		
No	Date	Description
A	15/05/2019	CONSTRUCTION DRAWINGS

Do not scale drawings. Use figured dimensions only. Check and verify levels and dimensions on site prior to commencement of any work, the preparation of drawings or the fabrication of components. This drawing is copyright and can not be reproduced without written consent.

Client
Marion & Will Baker

True North

Billy Blue College of Design
46-52 Mountain Street, Ultimo, NSW 2007, Australia
+61 (0)2 9999 9999

BILLY BLUE COLLEGE OF DESIGN

TORRENS UNIVERSITY AUSTRALIA

LAUREATE INTERNATIONAL UNIVERSITIES

Project
IDR304A Assessment Brief 2

545/46 Baywater Drive,
Wentworth Point, NSW, 2127

Project number
19.001

Drawing Title
Bi-fold door elevation

Drawing Status
CONSTRUCTION DRAWINGS NOT FOR CONSTRUCTION

Scale
1:10

Drawing No
A27

Issue
A

Date
15/05/2019

Drawn by
RM

LEGEND

GRAPHIC SYMBOLS

	Existing Walls		Tile
	Surrounding Terraces		Steel
	Concrete Slab		Plasterboard
	Stone		GPO
	Insulation		Timber Stud Structure
	MDF		Membrane
	Glass		Fibre Cement

WALL TYPES

WT1	Dry-Dry Wall - Timber Stud 50x100mm with 13mm PB on either side
WT2	Dry-Wet Wall - Timber Stud 50x100mm with 13 PB on one side and 13mm fibre cement, 2mm glue and 10mm tile on the other side
WT3	Wet-Wet Wall - Timber Stud 50x100mm with 13mm fibre cement, 2mm glue and 10mm tile on the other side
WT4	Timber Stud 50x100mm with 13mm fibre cement, 2mm glue and 10mm tile on the other side
WT5	13mm Fibre cement, 2mm glue and 10mm tile on the existing wall
WT6	Plasterboard wall

DOOR AND WINDOW TYPES

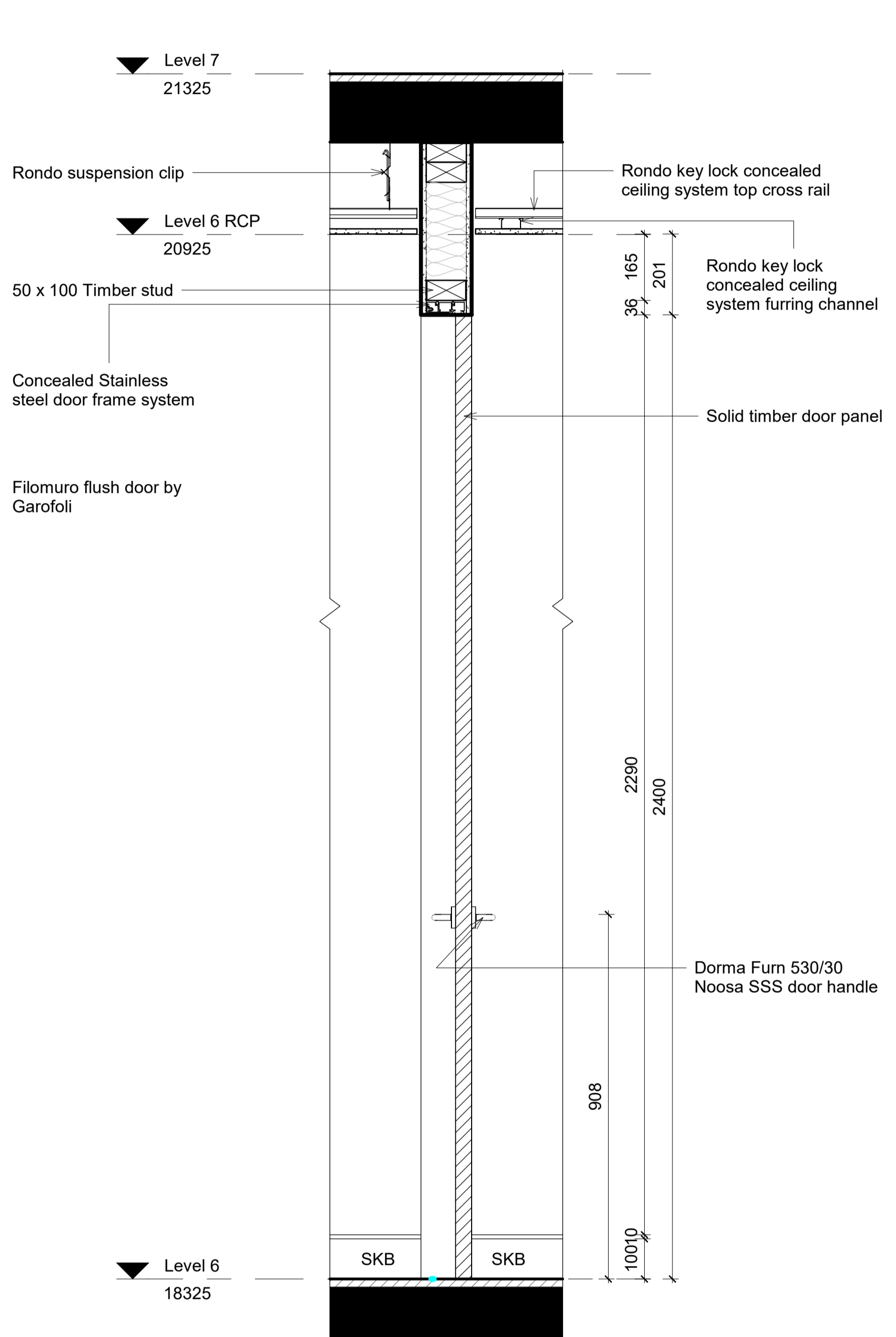
W01	Easysteen Alair Win Powerouvre Stronghold by Brezeaway 2200x2000mm
D01	Filomuro Flush Door by Garfoli 2400x900mm
D02	E2 bi-fold Door by Centor 2200mmx2600mm
D03	E2 bi-fold Door by Centor 4850mmx2600mm

ABBREVIATIONS

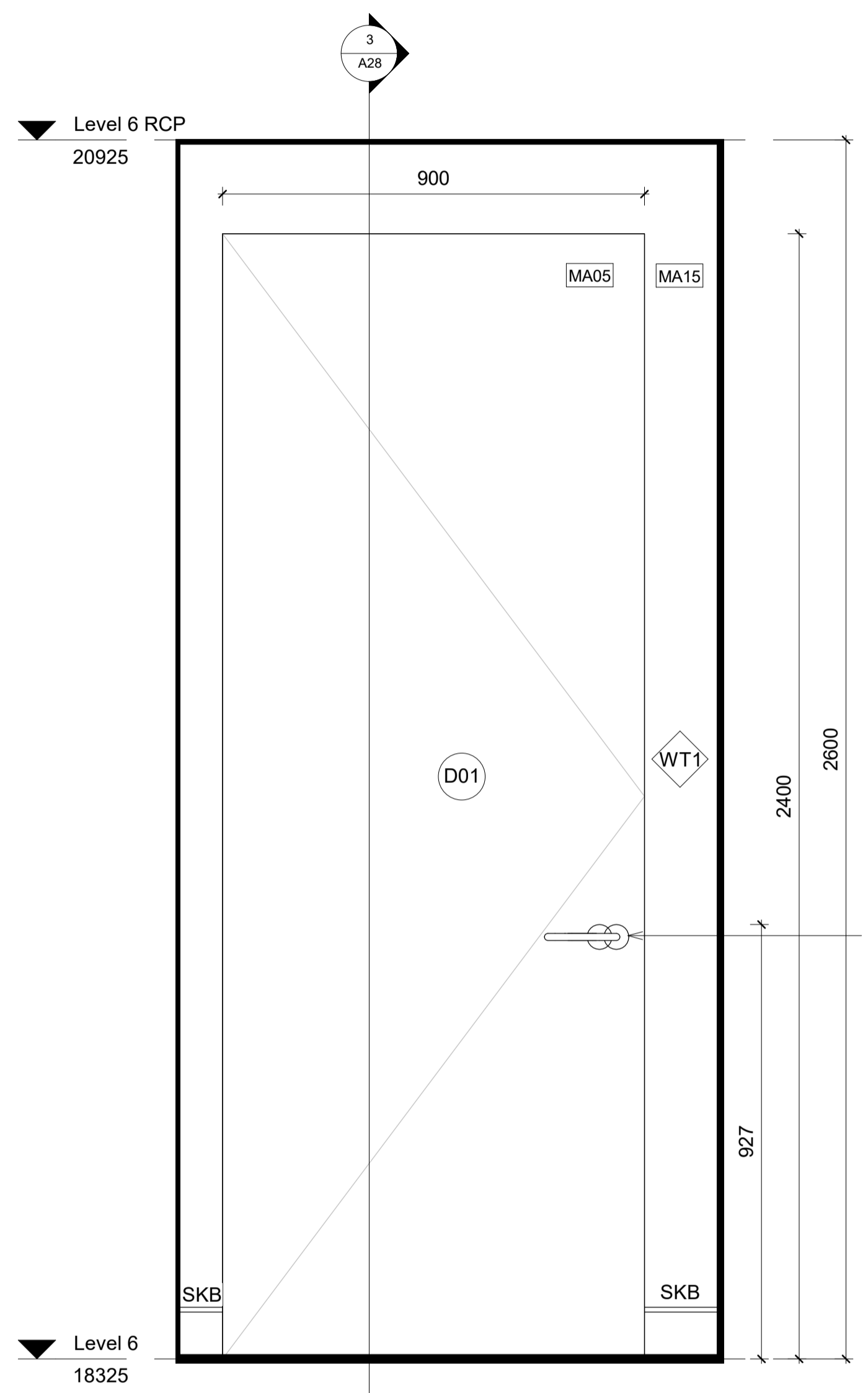
ADJ	Adjustable	KB	Kickboard
AP	Appliances	LI	Lighting
AR	Architrave	MDF	Medium Density Fibreboard
BT	Benchtop	OS	Open Shelving
DWR	Drawer	P	Plaster
AC	Air Conditioner	PB	Plasterboard
CCS	Check On Site	POLY	Polyurethane Finish
ED	Equipment	SB	Spineboard
FC	Fibrement	SBS	Stairboard
FCL	Finished Ceiling Level	SL	Showline
FFL	Finished Floor Level	SS	Stainless Steel
FJ	Furniture	JO	Joinery
FXD	Fixed Shelving		
GPO	General Power Outlet		

Key Value **Keynote Text**

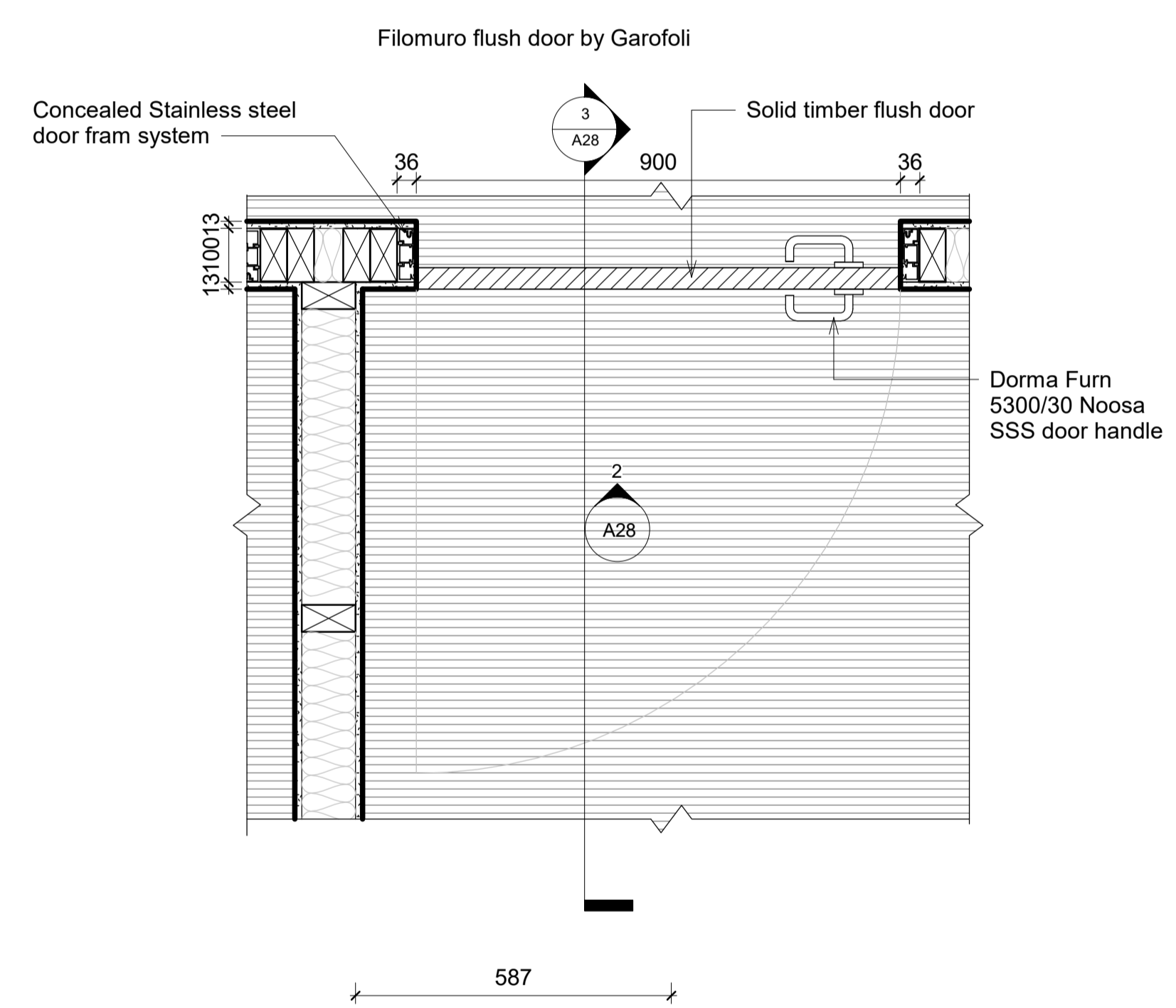
AP01	S0's Retro Style Aesthetic Fridge by Smeg
AP02	Fully Integrated Dishwasher by Smeg
AP05	Recycle Wall Mounted Rangehood Mini OM by Elica
AP06	7kg Washing Machine by Miele
AP12	Smeg Cooktop
EQ08	Mac Desktop by Apple
EQ09	iMac keyboard and Mouse by Apple
EQ10	Kenwood Toaster
FU04	Aluminium Bed Soft by MDF Italia
FU09	Benson Coffee Table by Minotti
FU12	Charlie 3 Seater Sofa by Jordan
FU15	Low Table Kyo by Jordan
FU18	Flow Chair by MDF Italia
FU20	Armchair Clarissa by Monaco
FU23	Lucia Knights Bridge Coffee Table
FU25	Mille Upright Armless Chair
FU26	Kettal Bitta Daybed
FU27	Outdoor Alaraa Coffee Table
FU28	Kettal Maja Armchair
FU29	Ketta ZigZag Fire pit
FU30	Kettal Mesh Sofa
L20	Mask Desk lamp by Moooi
LI01	Amis de Jean Pendant by Ligne Roset
LI02	Mama Floor Lamp by Ligne Roset
LI03	Wall Mounted Light Potence by Vitra
LI08	Abale Table Lamp by Paraschima
LI10	Double GPO Linea by HPM
LI12	Oak Timber Flooring
MA02	Ceiling Finish Timber
MA03	Solid Polished Timber Oak
MA05	Toughened Glass
MA06	Carrarra Marble Benchtop
MA08	Mirror
MA11	DI Lorenzo Floor Finish Tile
MA12	Timber Vaneer Joinery
MA13	Stone
MA14	Brass Metal for joinery handles
MA15	Terrace white paint 9W by Dulux
MA16	DI Lorenzo Industrial wall tile
MA17	DI Lorenzo E- Street Naturale Sand Finish
MA18	Steel Stair Balustrade
MA19	Finished rivene laminex wardrobe
MA20	Ensuite Solid Oak Timber
SA02	Basin Mixer Axon by Mill
SA03	Bottle Trap by Mizu
SA05	Toilet Wall Hung Zero50 by Roger Seller
SA07	Button Plate by Hideaway
SA08	Paper Holder Glance by Mill
SA09	Toilet Brush Holder Glance by Mill
SA10	Wall Soap Dispenser Glance by Mill
SA13	Apale counter basin
SA14	Mizu wall hung vanity
SA17	Shower Tray by Posh Bristol
SA18	Shower Mixer Axon by Mill
SA20	Heated Towel Rail by Kado
SA22	Paper Bin by Decor
SA23	Freestanding Bath by Kado
SA24	Floor Bath Mixer Axon by Mill
SA25	Laundry Tub Centinox by Franke
SA26	Tap Planer Siwel Spout by Franke



3 Flush door section
1 : 10



2 Flush door elevation
1 : 10



1 Flush Door Plan
1 : 10



Revisions

No	Date	Description	Ver.	App'd
A	15/05/2019	CONSTRUCTION DRAWINGS	xx	App'd

Do not scale drawings. Use figured dimensions only. Check and verify levels and dimensions on site prior to commencement of any work, the preparation of drawings or the fabrication of components. This drawing is copyright and can not be reproduced without written consent.

Client
Marion & Will Baker

True North

Billy Blue College of Design
46-52 Mountain Street, Ultimo, NSW 2007, Australia
+61 (0)2 9999 9999

LAUREATE INTERNATIONAL UNIVERSITIES

Project
IDR304A Assessment Brief 2

545/46 Baywater Drive,
Wentworth Point, NSW, 2127

Project number
19.001

Drawing Title
Flush door details

Drawing Status
CONSTRUCTION DRAWINGS NOT FOR CONSTRUCTION

Scale
1:10

Drawing No
A28

Issue
A

Date
15/05/2019

Drawn by
RM